

CATALOGO DE SUAJES PARA IMPRESION DIGITAL

INDICE

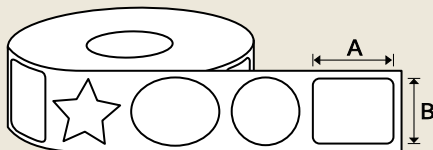
GUIA PARA LA SELECCION DE SUAJES.....	Pag. 01
RECTANGULOS VERTICALES	Pag. 02 y 03
CUADRADOS.....	Pag. 04
RECTANGULOS HORIZONTALES.....	Pag. 05 a la 17
CIRCULOS	Pag. 18
OVALOS	Pag. 19
FIGURAS ESPECIALES	Pag. 20 a la 29

GUIA PARA LA SELECCION DE SUAJES

FORMA DEL SUAJE

MEDIDA: A= Medida en sentido longitudinal al rollo.

B= Medida en sentido transversal al rollo.



12"/37/DM/1
A= 114.3 mm
B= 71 mm
MAQUINA= 1

NUMERO DE SUAJE: Haga referencia a este número cuando seleccione el suaje.

Fig. 2

PARA VER EL CATALOGO COMPLETO VEA LAS PAGINAS 02 A LA 29

Nota: Los suajes marcados con "*" son de uso exclusivo y requieren autorización para su uso.

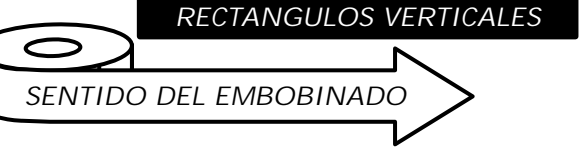
12"/39/DM/12
A= 120 mm
B= 200 mm
MAQUINA= 1

12"/29/DM/2
A= 19.8 mm
B= 36 mm
MAQUINA= 1

12"/31/DM/1
A= 46.03 mm
B= 90 mm
MAQUINA= 1

12"/56/DM/3
A= 85 mm
B= 153 mm
MAQUINA= 1

12"/46/DM/3
A= 70 mm
B= 130 mm
MAQUINA= 1



12"/48/DM/3
A= 73.025 mm
B= 138.124 mm
MAQUINA= 1

12"/40/DM/1
A= 60.4 mm
B= 100 mm
MAQUINA= 1



12"/49/DM/3 REPRESENTADO EN REDUCCIÓN AL 90%
A= 152.4 mm
B= 190 mm
MAQUINA= 1

12"/39/DM/3
A= 120.65 mm
B= 130 mm
MAQUINA= 1

12"/39/DM/6
A= 120 mm
B= 130 mm
MAQUINA= 1

12"/56/DM/6
A= 85.725 mm
B= 120.65 mm
MAQUINA= 1

12"/50/DM/4
A= 76.2 mm
B= 89 mm
MAQUINA= 1

12"/32/DM/5
A= 47.5 mm
B= 70 mm
MAQUINA= 1

12"/33/DM/6
A= 31.75 mm
B= 42 mm
MAQUINA= 1

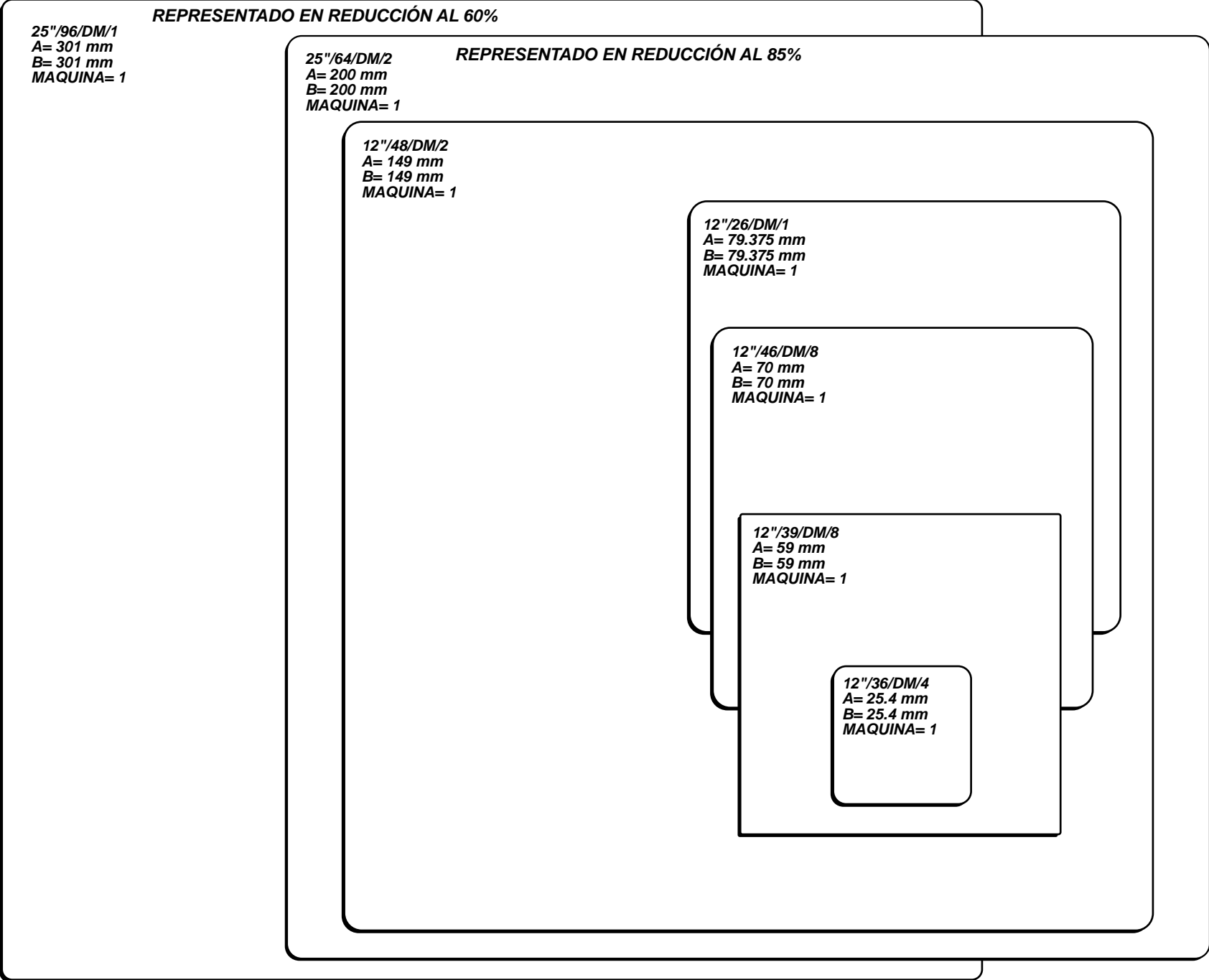
25"/64/DM/7
A= 200 mm
B= 270 mm
MAQUINA= 1

REPRESENTADO EN REDUCCIÓN AL 60%

12"/29/DM/1
A= 88.9 mm
B= 95 mm
MAQUINA= 1

12"/47/DM/5
A= 71 mm
B= 75 mm
MAQUINA= 1

12"/38/DM/2
A= 37 mm
B= 54 mm
MAQUINA= 1





25"/65/DM/3
A= 203.2 mm
B= 187 mm
MAQUINA= 1

12"/52/DM/4
A= 160mm
B= 150 mm
MAQUINA= 1

12"/52/DM/5
A= 162 mm
B= 145 mm
MAQUINA= 1

12"/46/DM/4
A= 142.4 mm
B= 135 mm
MAQUINA= 1

12"/36/DM/3
A= 111 mm
B= 101 mm
MAQUINA= 1

12"/33/DM/9
A= 101.6 mm
B= 88.9 mm
MAQUINA= 1

12"/40/DM/6
A= 60 mm
B= 55 mm
MAQUINA= 1

12"/32/DM/4
A= 47.625 mm
B= 45 mm
MAQUINA= 1



12"/57/DM/2
A= 177 mm
B= 147 mm
MAQUINA= 1

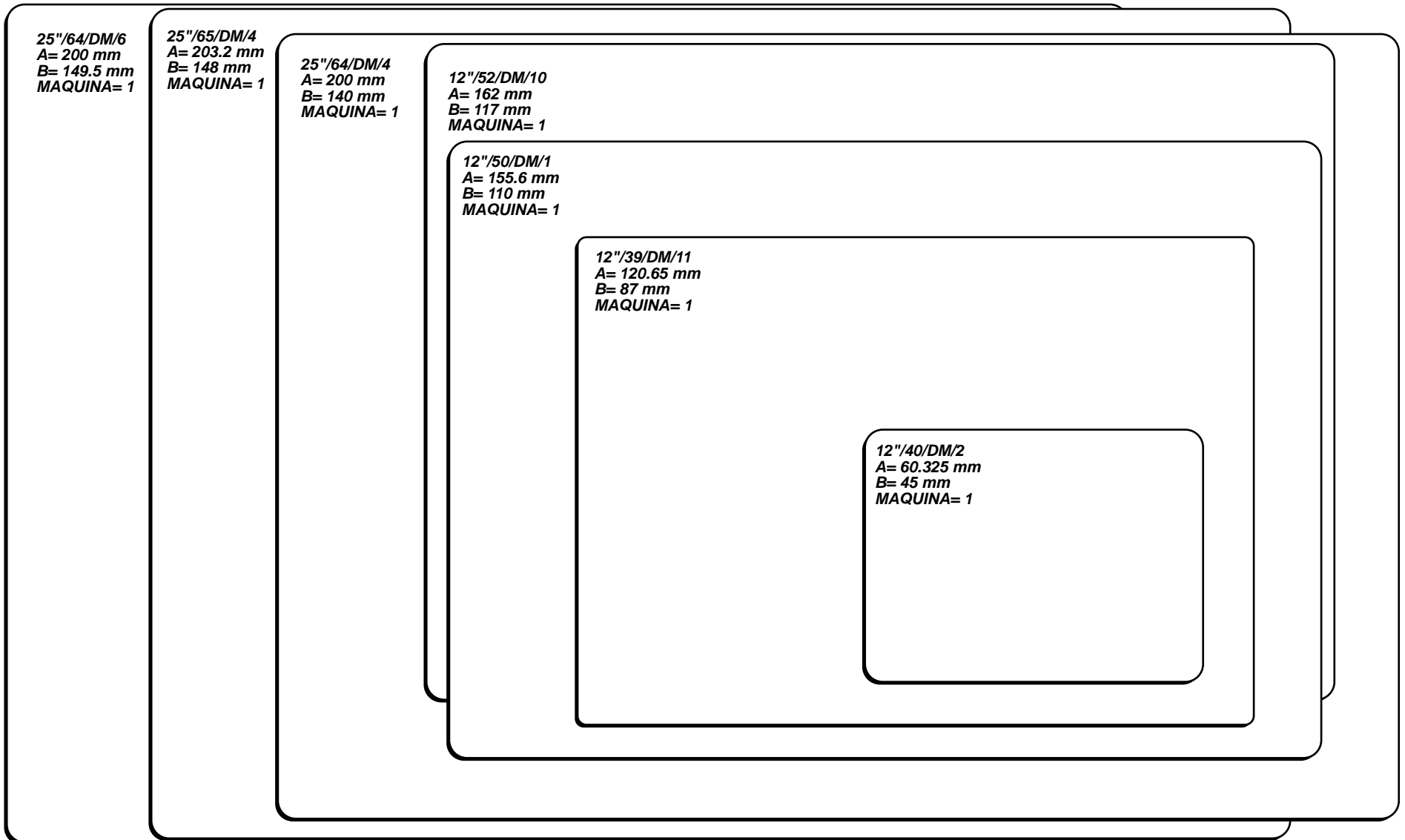
12"/52/DM/6
A= 161.925 mm
B= 130 mm
MAQUINA= 1

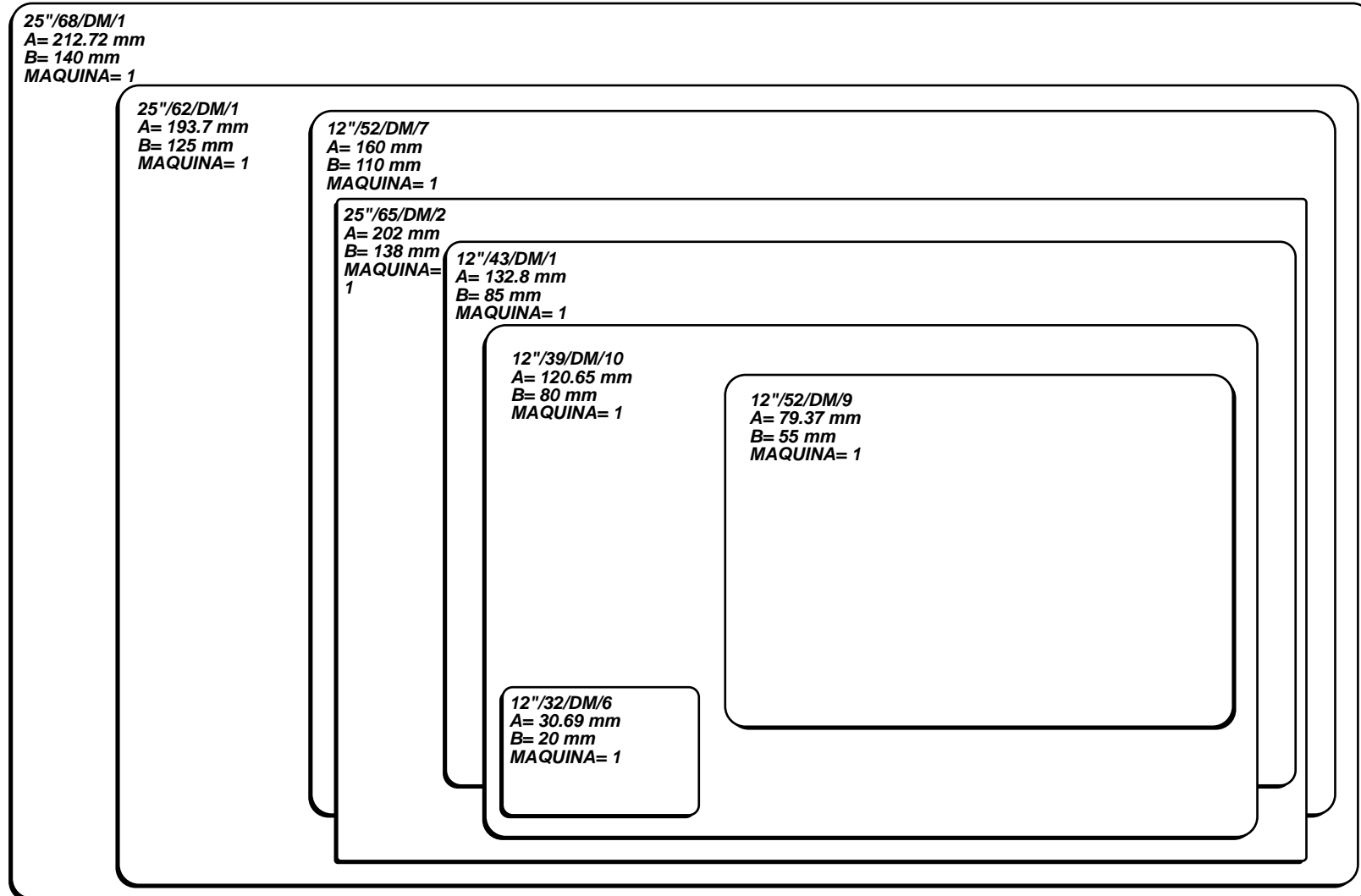
12"/41/DM/2
A= 127 mm
B= 98 mm
MAQUINA= 1

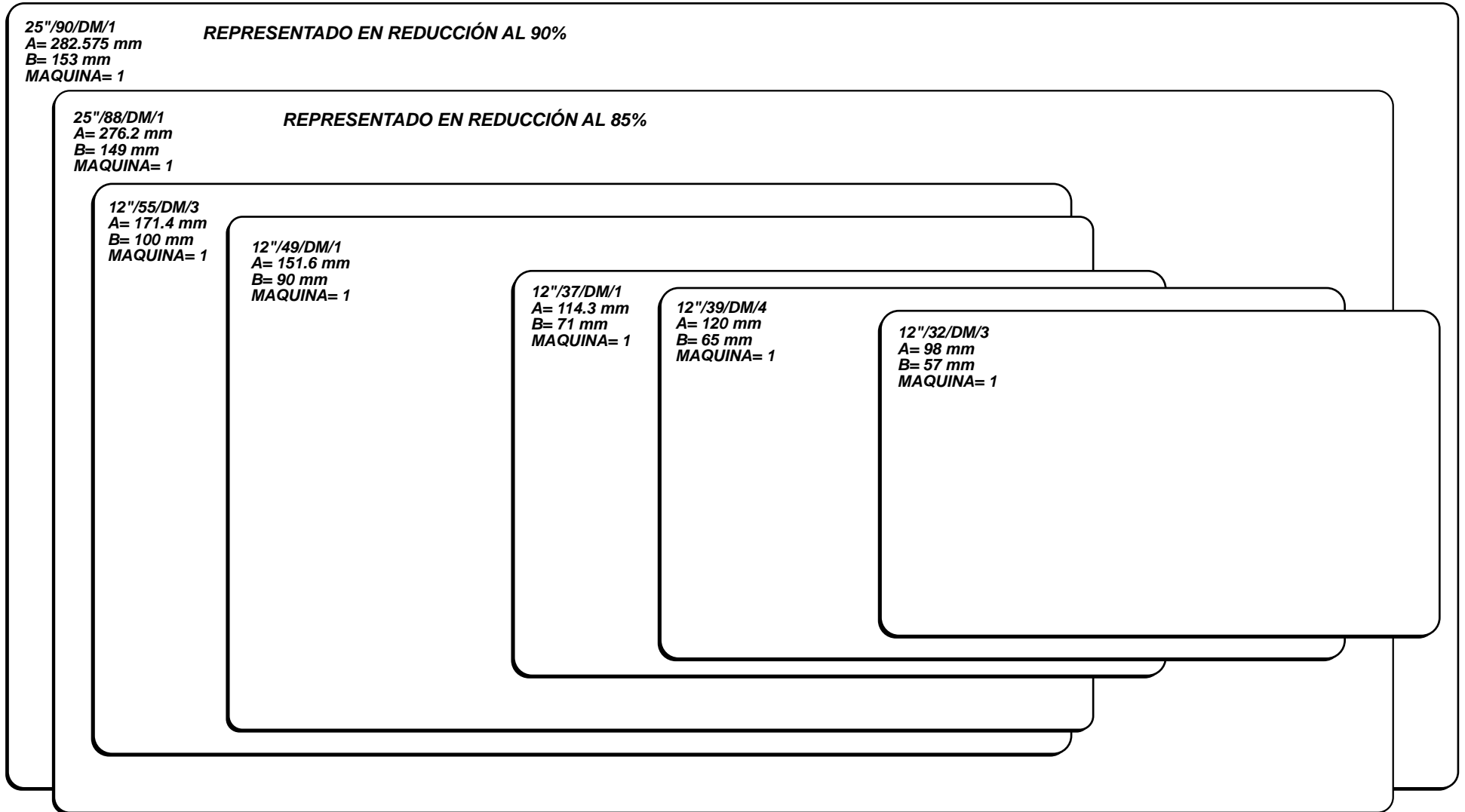
12"/39/DM/2
A= 120.6 mm
B= 95 mm
MAQUINA= 1

12"/39/DM/1
A= 120.65 mm
B= 99 mm
MAQUINA= 1

12"/58/DM/3
A= 88 mm
B= 70 mm
MAQUINA= 1









25"/92/DM/3
A= 288.925 mm
B= 145 mm
MAQUINA= 1

REPRESENTADO EN REDUCCIÓN AL 90%

25"/78/DM/4
A= 244 mm
B= 125 mm
MAQUINA= 1

25"/65/DM/1
A= 203 mm
B= 105 mm
MAQUINA= 1

12"/37/DM/4
A= 113 mm
B= 58 mm
MAQUINA= 1



25"/83/DM/3
A= 260 mm
B= 125 mm
MAQUINA= 1

12"/35/DM/1
A= 107.2 mm
B= 50 mm
MAQUINA= 1

12"/46/DM/7
A= 69.1 mm
B= 32 mm
MAQUINA= 1

12"/32/DM/1
A= 98.4 mm
B= 48 mm
MAQUINA= 1

12"/57/DM/1
A= 87.31 mm
B= 39 mm
MAQUINA= 1



25"/90/DM/7
A= 282.57 mm
B= 130 mm
MAQUINA= 1

REPRESENTADO EN REDUCCIÓN AL 95%

12"/89/DM/1
A= 279.4 mm
B= 122 mm
MAQUINA= 1

**REPRESENTADO
EN REDUCCION AL 90%**

12"/48/DM/1
A= 149.2 mm
B= 68 mm
MAQUINA= 1


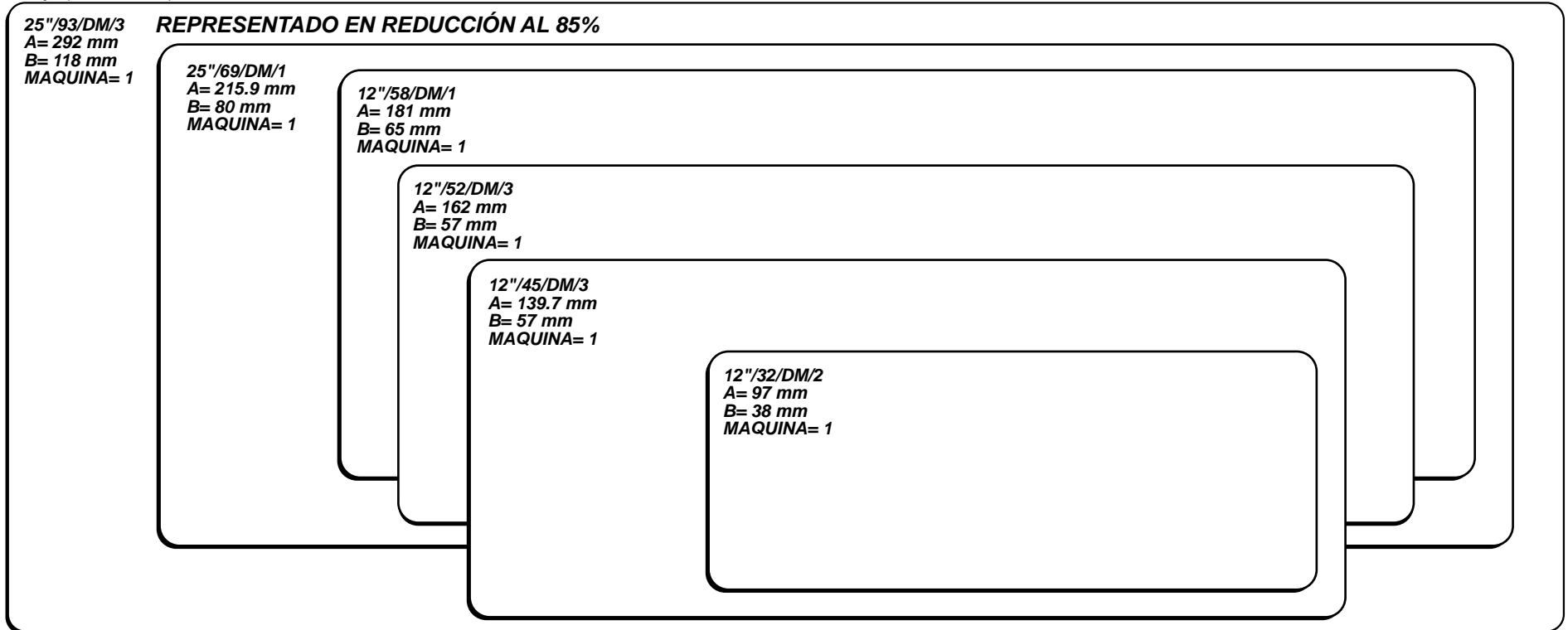
12"/46/DM/1
A= 142.5 mm
B= 63 mm
MAQUINA= 1

12"/33/DM/1
A= 101.6 mm
B= 44.5 mm
MAQUINA= 1



12"/56/DM/5
A= 173 mm
B= 73 mm
MAQUINA= 1

12"/56/DM/1
A= 174.6 mm
B= 73.5 mm
MAQUINA= 1





25"/83/DM/2
A= 260.3 mm
B= 80 mm
MAQUINA= 1

25"/133/DM/1
A= 419.1 mm
B= 140 mm
MAQUINA= 1

REPRESENTADO EN REDUCCIÓN AL 60%

25"/64/DM/5
A= 200.025 mm
B= 62 mm
MAQUINA= 1

12"/37/DM/5
A= 114.3 mm
B= 35 mm
MAQUINA= 1

12"/33/DM/8
A= 100 mm
B= 30 mm
MAQUINA= 1

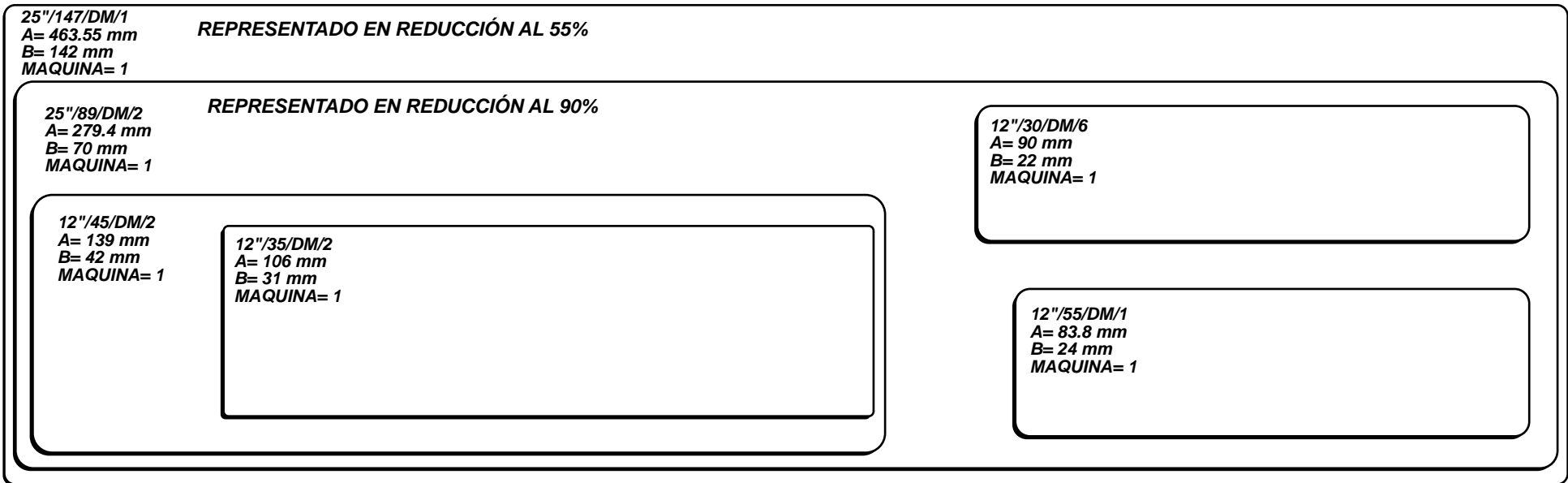
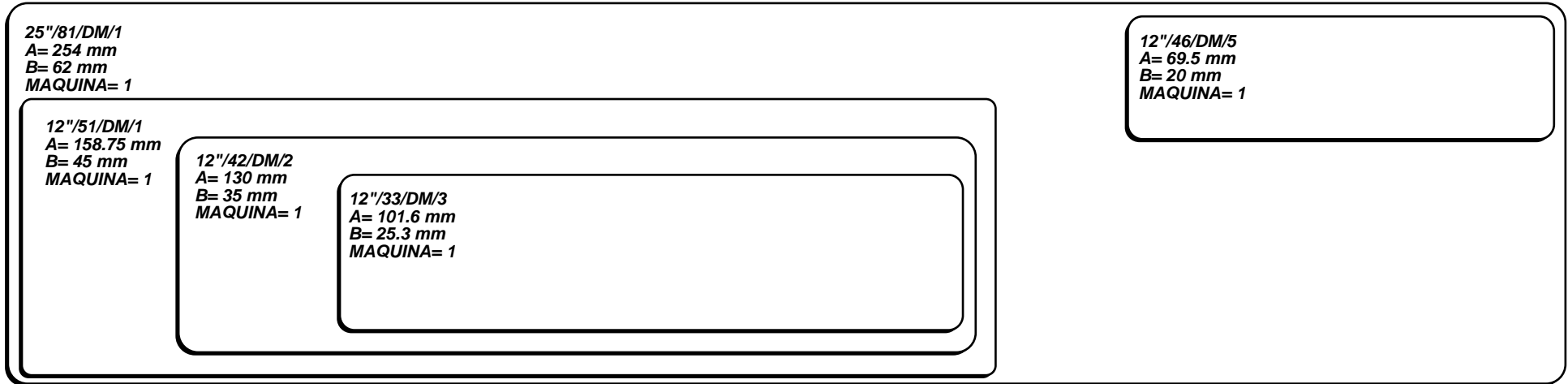
12"/30/DM/2
A= 92 mm
B= 32 mm
MAQUINA= 1

25"/64/DM/1
A= 200 mm
B= 67 mm
MAQUINA= 1

25"/61/DM/1
A= 190 mm
B= 62 mm
MAQUINA= 1

12"/42/DM/3
A= 129.35 mm
B= 43 mm
MAQUINA= 1

12"/34/DM/2
A= 104.77 mm
B= 36 mm
MAQUINA= 1





25"/108/DM/1
A= 339.725 mm
B= 65 mm
MAQUINA= 10

REPRESENTADO EN REDUCCIÓN AL 75%

12"/39/DM/9
A= 120.655 mm
B= 23 mm
MAQUINA= 1

12"/30/DM/9
A= 92 mm
B= 14.6 mm
MAQUINA= 1

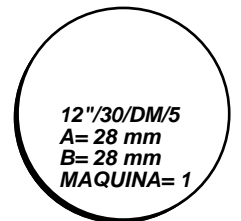
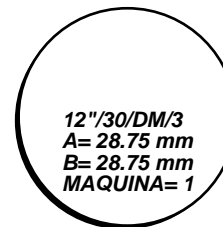
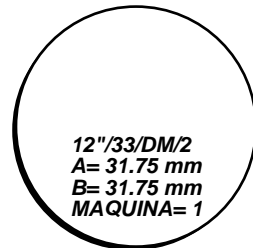
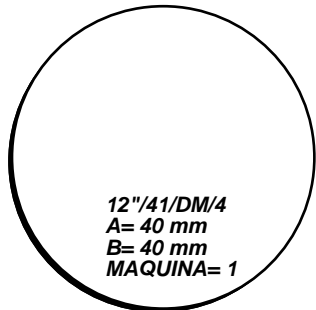


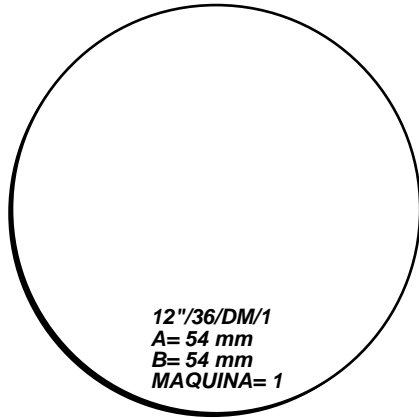
25"/74/DM/1
A= 231.5 mm
B= 16 mm
MAQUINA= 1

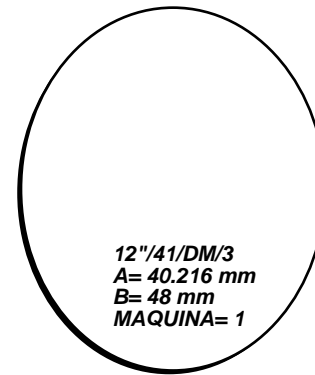
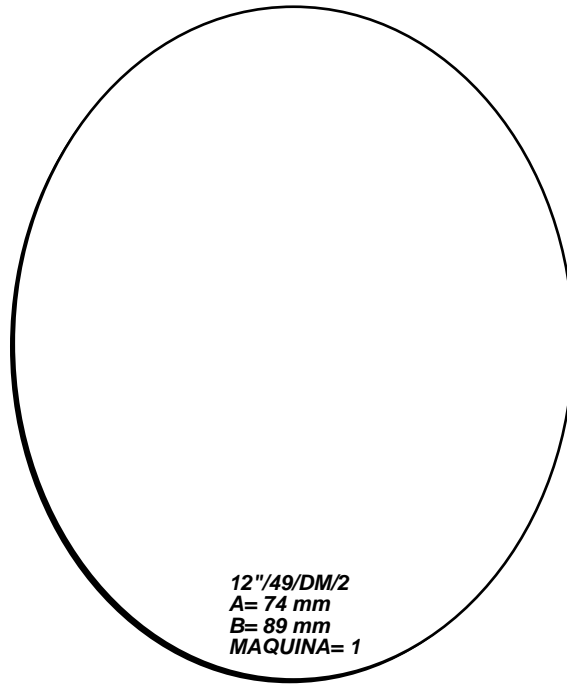
25"/69/DM/2
A= 215 mm
B= 32 mm
MAQUINA= 1



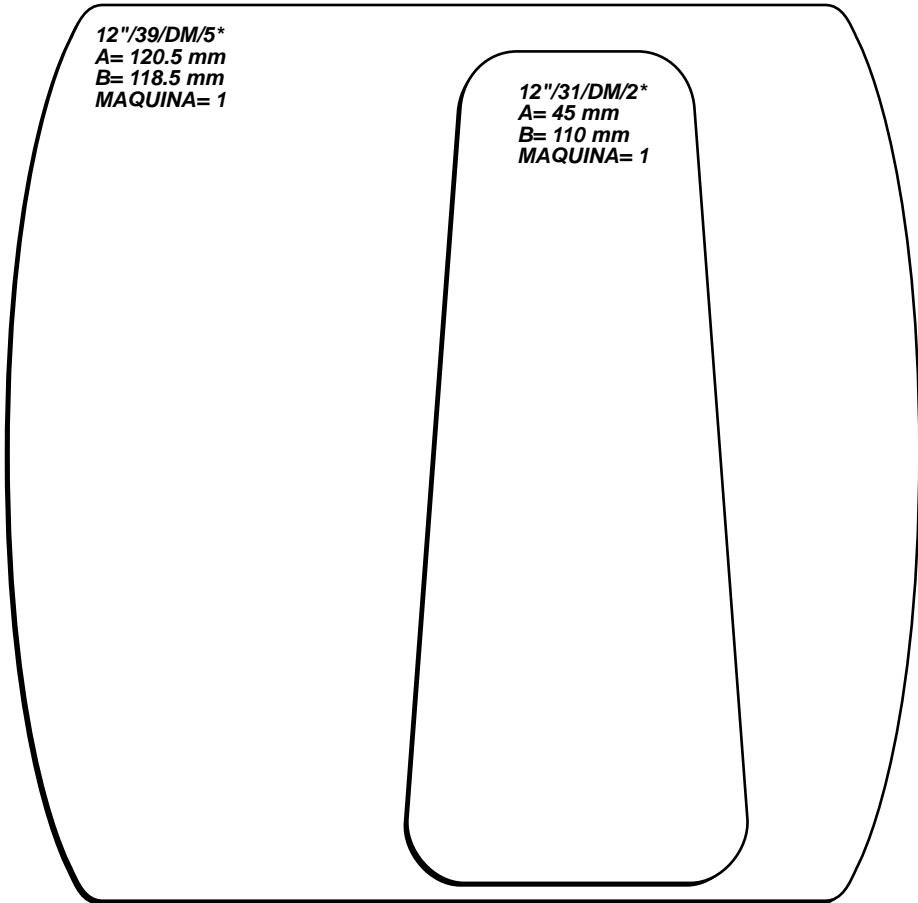
12"/55/DM/2
A= 171.5 mm
B= 30 mm
MAQUINA= 1


12"/45/DM/1
A= 139 mm
B= 25 mm
MAQUINA= 1

12"/34/DM/1
A= 104 mm
B= 18 mm
MAQUINA= 1

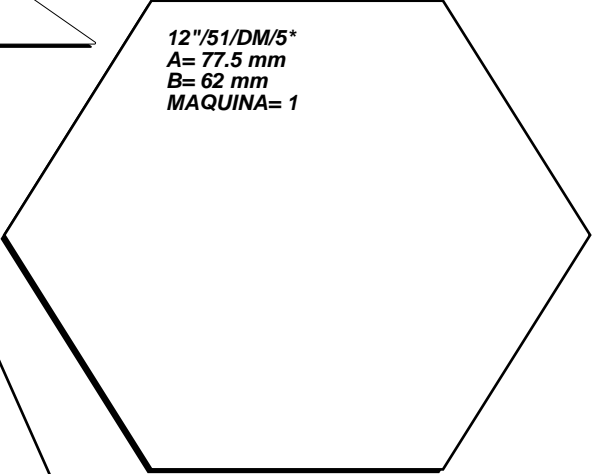




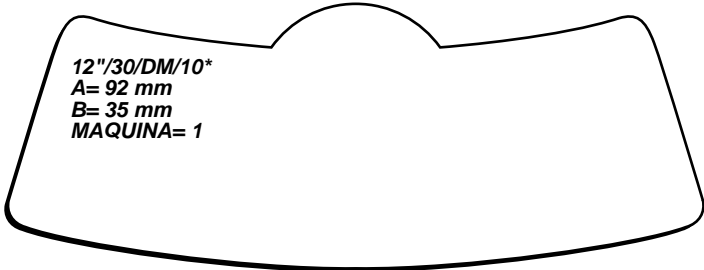




12"/124.092/DM/1*
A= 194 mm
B= 13 mm
A= 113 mm
B= 32 mm
MAQUINA= 1



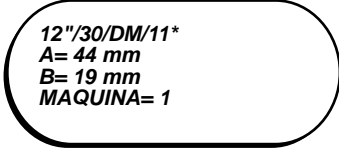
12"/51/DM/5*
A= 77.5 mm
B= 62 mm
MAQUINA= 1




12"/30/DM/10*
A= 92 mm
B= 35 mm
MAQUINA= 1



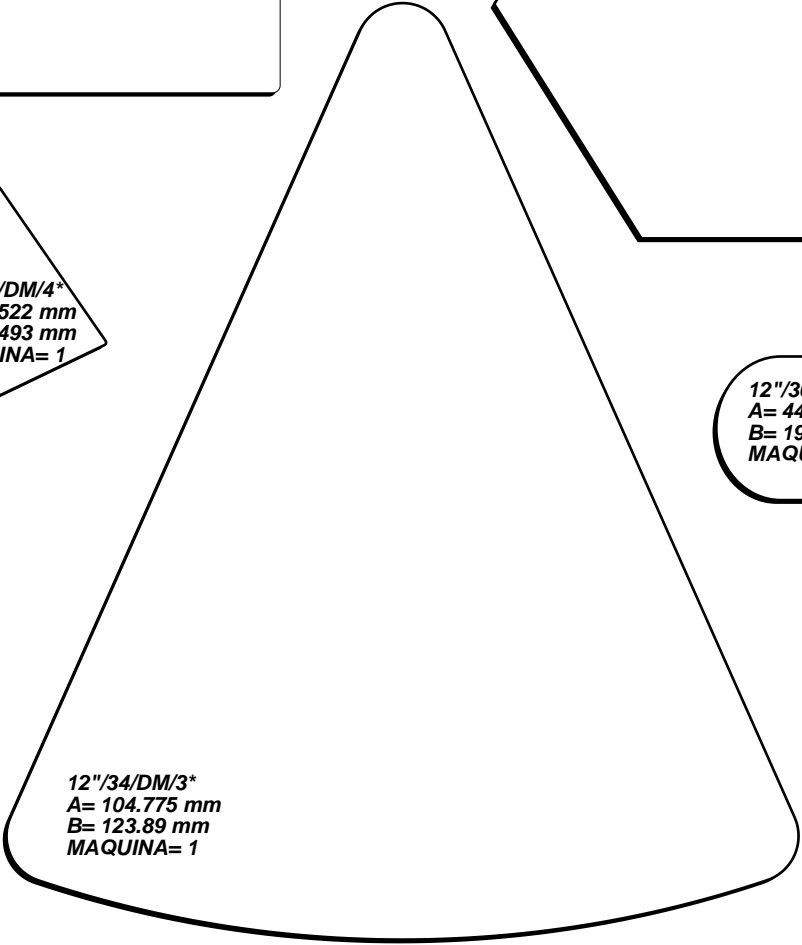
12"/30/DM/4*
A= 28.522 mm
B= 27.493 mm
MAQUINA= 1



12"/30/DM/11*
A= 44 mm
B= 19 mm
MAQUINA= 1



12"/31/DM/7*
A= 95 mm
B= 29 mm
MAQUINA= 1



12"/34/DM/3*
A= 104.775 mm
B= 123.89 mm
MAQUINA= 1



25"/102/DM/1*
A= 320 mm
B= 20 mm
MAQUINA= 1

REPRESENTADO EN REDUCCI3N AL 80%

12"/31/DM/5*
A= 46.038 mm
B= 60 mm
MAQUINA= 1

25"/72/DM/1*
A= 225.425 mm
B= 139.701 mm
MAQUINA= 1

12"/33/DM/7*
A= 101.6 mm
B= 44.147 mm
MAQUINA= 1

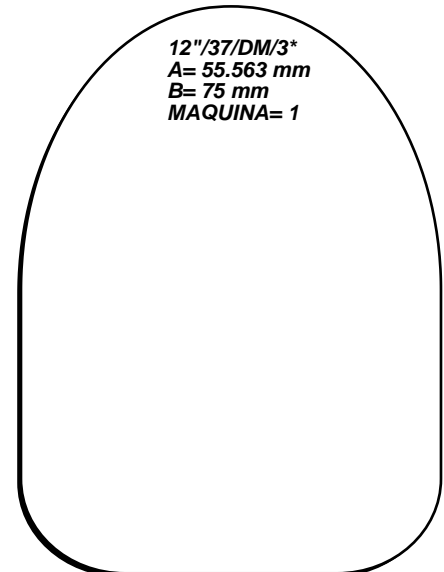
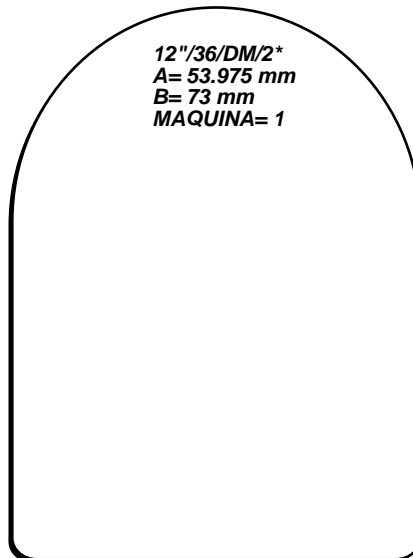
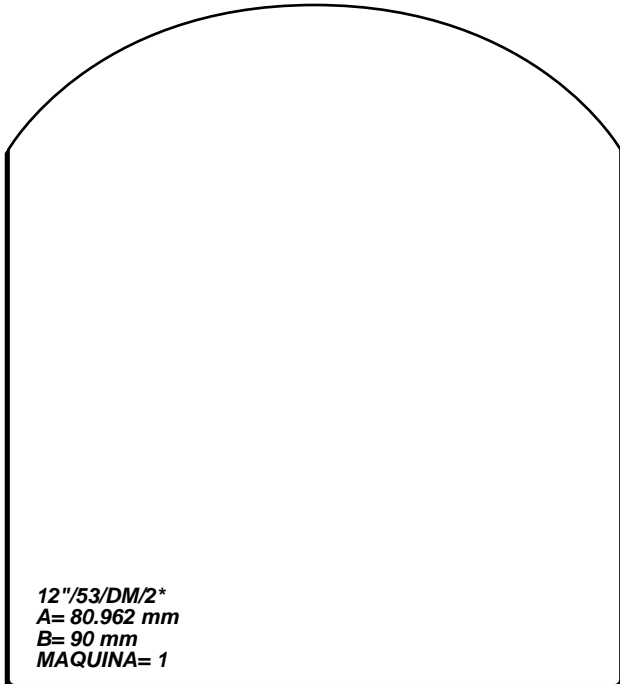
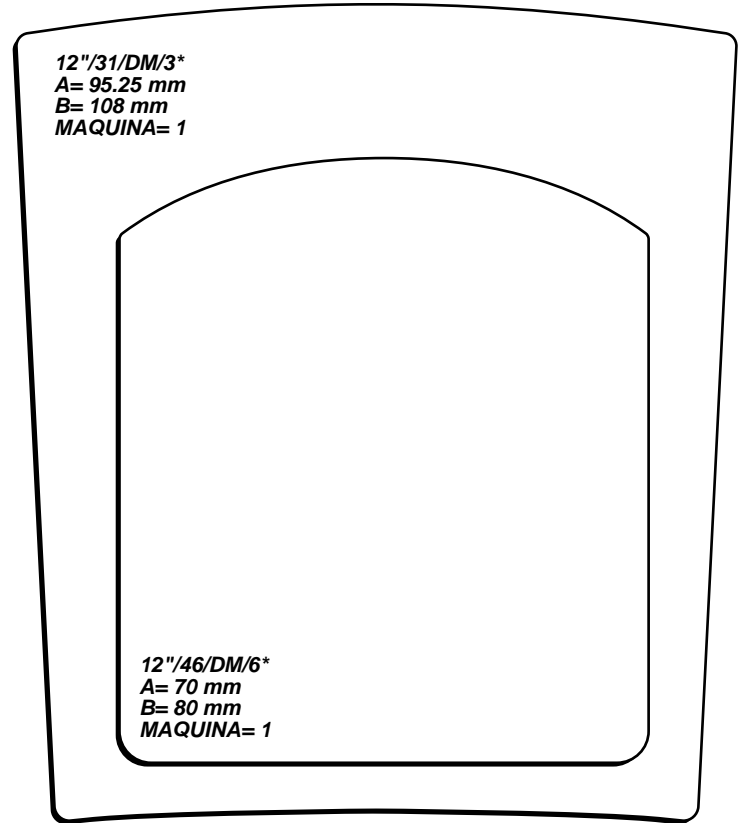
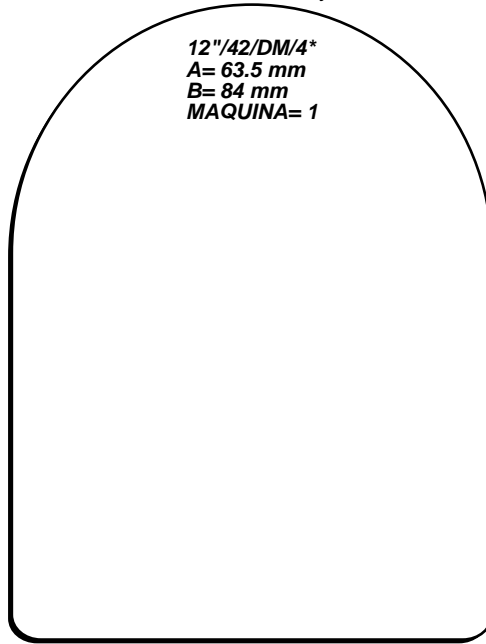
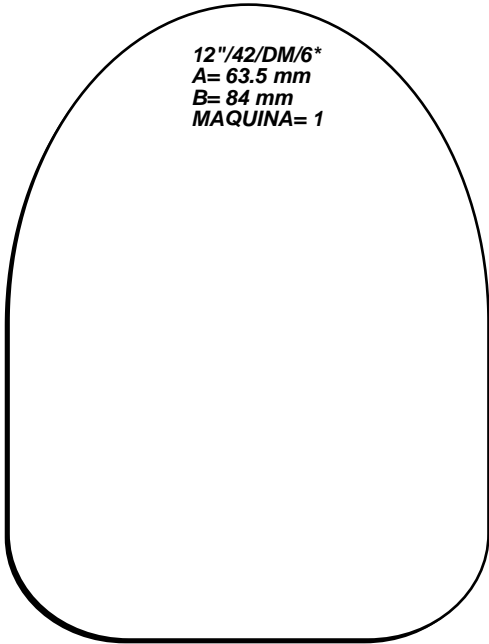
12"/54/DM/1*
A= 82.55 mm
B= 26 mm
MAQUINA= 1

12"/37/DM/2*
A= 55.563 mm
B= 75 mm
MAQUINA= 1

12"/42/DM/5*
A= 63.5 mm
B= 84 mm
MAQUINA= 1

12"/30/DM/1*
A= 44.5 mm
B= 85 mm
MAQUINA= 1

12"/40/DM/7*
A= 60 mm
B= 50 mm
MAQUINA= 1





25"/85/DM/1*
A= 266.70 mm
B= 132.43 mm
MAQUINA= 1

25"/77/DM/1*
A= 241.3 mm
B= 117 mm
MAQUINA= 1

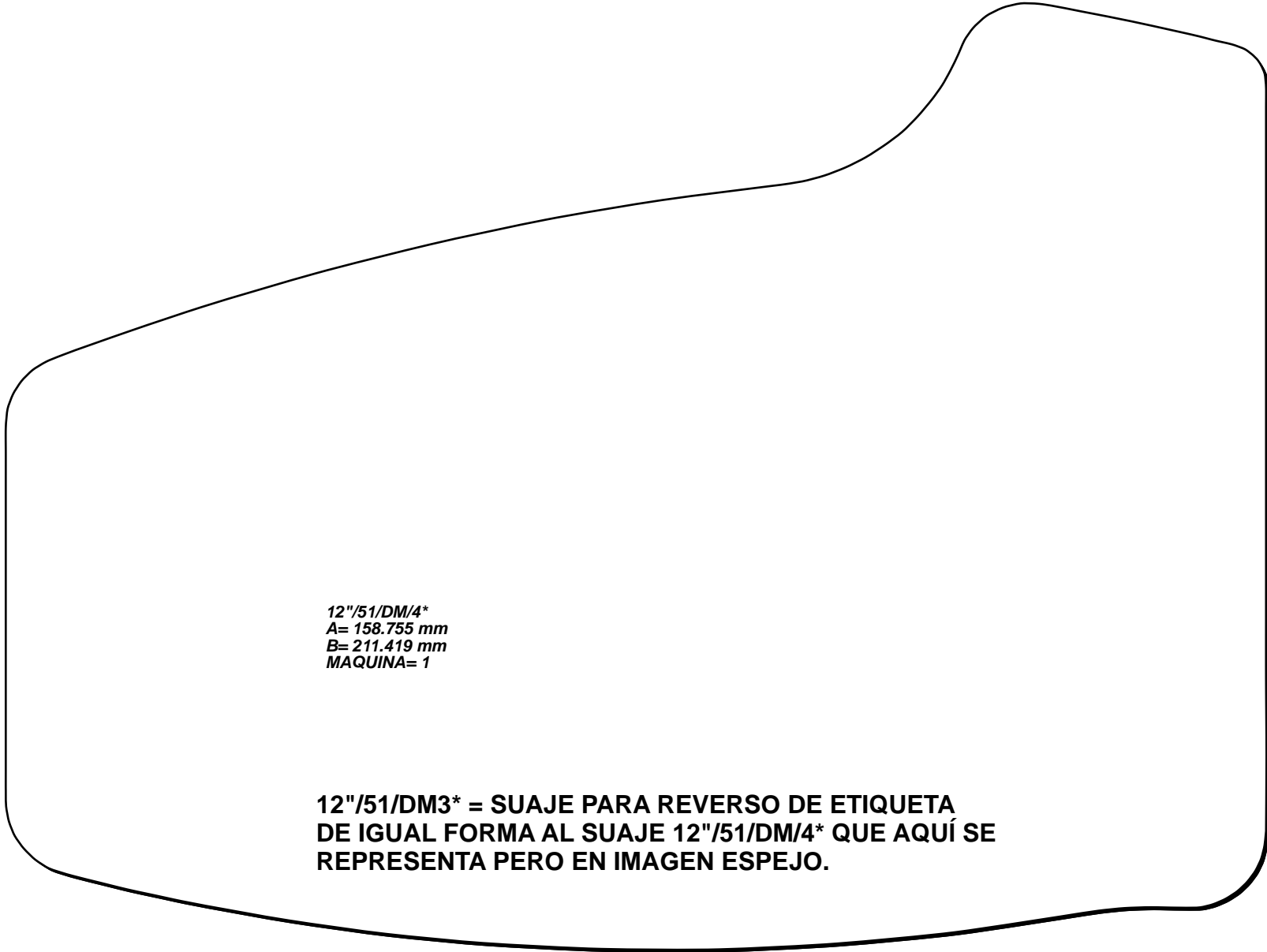
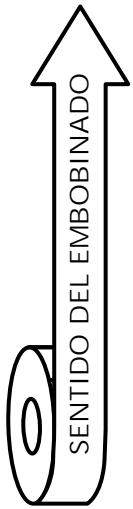
12"/26/DM/1*
A= 79.375 mm
B= 79.375 mm
MAQUINA= 1



25"/88/DM/2*
A= 275 mm
B= 97 mm
MAQUINA= 1

12"/47/DM/2*
A= 145.9 mm
B= 85.8 mm
MAQUINA= 1

12"/41/DM/1*
A= 62 mm
B= 45.2 mm
MAQUINA= 1



12"/51/DM/4*
A= 158.755 mm
B= 211.419 mm
MAQUINA= 1

12"/51/DM3* = SUAJE PARA REVERSO DE ETIQUETA
DE IGUAL FORMA AL SUAJE 12"/51/DM/4* QUE AQUÍ SE
REPRESENTA PERO EN IMAGEN ESPEJO.



12"/47/DM/4*
A= 145.71 mm
B= 194 mm
MAQUINA= 1

**12"/47/DM3* = SUAJE PARA REVERSO DE ETIQUETA
DE IGUAL FORMA AL SUAJE 12"/47/DM/4* QUE AQUÍ SE
REPRESENTA PERO EN IMAGEN ESPEJO.**

