

# CATALOGO DE SUAJES PARA IMPRESION FLEXO

---

(Corte estandar)

## INDICE

GUIA PARA LA SELECCION DE SUAJES.....	Pag. 01
RECTANGULOS VERTICALES .....	Pag. 02 a la 06
CUADRADOS.....	Pag. 07
RECTANGULOS HORIZONTALES.....	Pag. 08 a la 36
CIRCULOS .....	Pag. 37
OVALOS .....	Pag. 38
FIGURAS ESPECIALES .....	Pag. 39 a la 71
CORTE DE SEGURIDAD .....	Pag. 72

# GUIA PARA LA SELECCION DE SUAJES

## FORMA DEL SUAJE

**MEDIDA:** A= Medida en sentido longitudinal al rollo.  
B= Medida en sentido transversal al rollo.

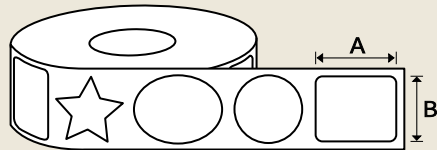


Fig. 1

108/54/2  
A= 40 mm  
B= 60 mm  
MAQUINAS= 7,8

Fig. 2

**MAQUINA:** Indica la(s) máquina(s) en la(s) que se puede utilizar el suaje.  
Revise la Fig. 3 para asegurarse que la combinación "SUAJE - MAQUINA" que selecciono se adecua a sus necesidades.

**NUMERO DE SUAJE:** Haga referencia a este número cuando seleccione el suaje.

## CAPACIDAD DEL EQUIPO DE IMPRESION

MAQUINA	NUMERO DE TINTAS MAXIMO	ACABADOS DISPONIBLES	TIPO DE IMPRESION	TIRAJE
3	6 ó 5 + BARNIZ	LAMINACION BARNIZ U.V. BARNIZ STD.	TINTAS DIRECTAS Y SELECCION DE COLOR	BAJO ó MEDIO
4	6 ó 5 + BARNIZ	LAMINACION BARNIZ U.V. BARNIZ STD.	TINTAS DIRECTAS Y SELECCION DE COLOR	BAJO ó MEDIO
7	7 ó 6 + BARNIZ	LAMINACION BARNIZ U.V. BARNIZ STD.	TINTAS DIRECTAS Y SELECCION DE COLOR	MEDIO ó ALTO
8	6 ó 5 + BARNIZ	LAMINACION BARNIZ U.V. BARNIZ STD.	TINTAS DIRECTAS Y SELECCION DE COLOR	MEDIO ó ALTO
10	8 ó 7 + BARNIZ	LAMINACION BARNIZ U.V. BARNIZ STD.	TINTAS DIRECTAS, SELECCION DE COLOR Y ESTAMPADO	MEDIO ó ALTO

Fig. 3

PARA VER EL CATALOGO COMPLETO VEA LAS PAGINAS 02 A LA 72

NOTA: Los suajes marcados con "\*" son de uso exclusivo y requieren autorización para su uso.



**RECTANGULOS VERTICALES**

732/62/1  
A= 74 mm  
B= 150 mm  
MAQUINAS= 3,4

732/79/2  
A= 62.7 mm  
B= 147 mm  
MAQUINAS= 3,4


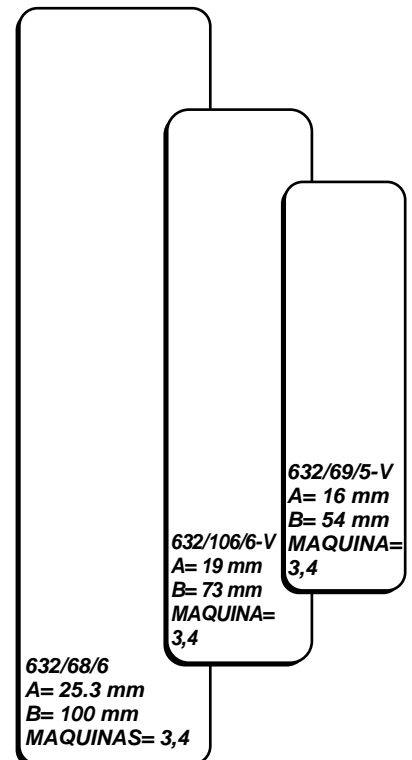
732/79/4  
A= 62.7 mm  
B= 135 mm  
MAQUINAS= 3,4

108/64/2  
A= 47.6 mm  
B= 101.6 mm  
MAQUINAS= 7,8,10

632/79/8  
A= 29.65 mm  
B= 63 mm  
MAQUINAS= 3,4

108/68/4  
A= 40 mm  
B= 127 mm  
MAQUINAS= 7,8,10

632/68/8  
A= 25 mm  
B= 70 mm  
MAQUINAS= 3,4





632/114/1  
A= 67.9 mm  
B= 122 mm  
MAQUINAS= 3,4

632/64/15  
A= 50 mm  
B= 80 mm  
MAQUINAS= 3,4

108/72/1  
A= 111.2 mm  
B= 189 mm  
MAQUINAS= 10

108/84/6  
A= 85 mm  
B= 153 mm  
MAQUINAS= 7,8,10

632/79/10  
A= 62.5 mm  
B= 112 mm  
MAQUINAS= 3,4

108/57/2  
A= 57 mm  
B= 92 mm  
MAQUINAS= 7,8

**RECTANGULOS VERTICALES**

108/57/2  
A= 57 mm  
B= 92 mm  
MAQUINA= 7,8

108/54/2  
A=40 mm  
B= 60 mm  
MAQUINAS= 7,8

108/74/3  
A= 55 mm  
B= 85 mm  
MAQUINAS= 7,8,10

632/57/3  
A= 25.4 mm  
B= 38.1 mm  
MAQUINAS= 3,4



108/64/6  
A= 98.43 mm  
B= 136 mm  
MAQUINAS= 7,8,10

632/88/4  
A= 107 mm  
B= 141 mm  
MAQUINAS= 3,4

732/79/3  
A= 95.32 mm  
B= 127 mm  
MAQUINAS= 3,4

632/81/2  
A= 97.99 mm  
B= 127 mm  
MAQUINA= 3,4

632/73/2  
A= 88.5 mm  
B= 115 mm  
MAQUINAS= 3,4

632/82/8  
A= 65 mm  
B= 90 mm  
MAQUINA= 3,4

632/61/1  
A= 47.5 mm  
B= 70 mm  
MAQUINAS= 3,4

632/79/4  
A= 46 mm  
B= 65 mm  
MAQUINAS= 3,4

108/54/1  
A= 31 mm  
B= 45 mm  
MAQUINAS= 7,8

**RECTANGULOS VERTICALES**

632/64/2  
A= 75 mm  
B= 108 mm  
MAQUINAS= 3,4

632/63/2  
A= 76 mm  
B= 101.5 mm  
MAQUINAS= 3,4

108/69/5  
A= 69.9 mm  
B= 102 mm  
MAQUINAS= 7,8

108/80/6  
A= 60 mm  
B= 77 mm  
MAQUINAS= 7,8,10

108/63/1  
A= 47 mm  
B= 70 mm  
MAQUINAS= 7,8

632/56/3  
A= 31.8 mm  
B= 44.5 mm  
MAQUINAS= 3,4

632/71/7  
A= 32 mm  
B= 42 mm  
MAQUINAS= 3,4



108/58/2  
A= 88.9 mm  
B= 110 mm  
MAQUINAS= 7,8

108/66/4  
A= 66.68 mm  
B= 82 mm  
MAQUINAS= 7,8,10

108/67/1  
A= 50 mm  
B= 56 mm  
MAQUINAS= 7,8

632/66/10  
A= 161 mm  
B= 180 mm  
MAQUINAS= 3,4

108/78/RM/6  
A= 120 mm  
B= 150 mm  
MAQUINAS= 5,7,10

632/83/2  
A= 100 mm  
B= 120 mm  
MAQUINAS= 3,4

108/82/RM/6  
A= 83 mm  
B= 100 mm  
MAQUINAS= 5,7,10

108/62/3  
A= 62.2 mm  
B= 76.2 mm  
MAQUINAS= 7,8



108/90/5  
A= 139.7 mm  
B= 152.4 mm  
MAQUINAS= 7,8,10

108/90/RM/8  
A= 139.7 mm  
B= 140 mm  
MAQUINAS= 5,7,10

632/99/1  
A= 119.9 mm  
B= 123.8 mm  
MAQUINAS= 3,4

108/88/RM/5  
A= 90 mm  
B= 95 mm  
MAQUINAS= 5,7,10

632/53/3  
A= 63 mm  
B= 69 mm  
MAQUINA= 3,4

732/59/2  
A= 69.8 mm  
B= 73 mm  
MAQUINAS= 3,4

108/62/4  
A= 62.0 mm  
B= 65.0 mm  
MAQUINAS= 7,8



108/55/7  
A= 84.2 mm  
B= 84.2 mm  
MAQUINAS= 7,8

108/78/7  
A= 79.6 mm  
B= 79.6 mm  
MAQUINAS= 7,8,10

108/96/3  
A= 149.4 mm  
B= 149.4 mm  
MAQUINAS= 7,8,10

108/69/1  
A= 70 mm  
B= 70 mm  
MAQUINAS= 7,8

632/60/2  
A= 12 mm  
B= 12 mm  
MAQUINAS= 3,4

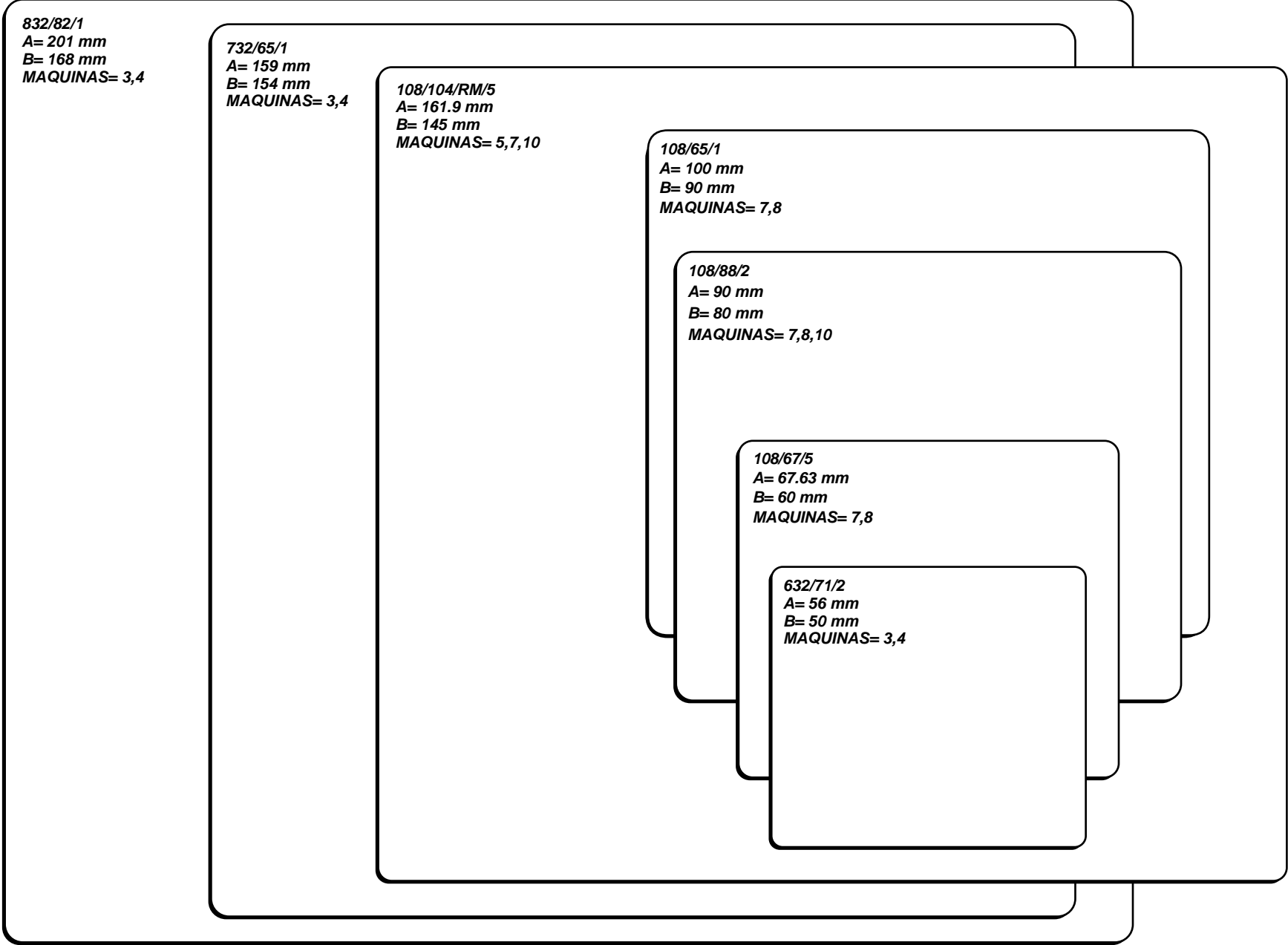
632/59/7  
A= 70 mm  
B= 70 mm  
MAQUINAS= 3,4

632/69/3  
A= 40 mm  
B= 40 mm  
MAQUINAS= 3,4

108/60/3  
A= 60 mm  
B= 60 mm  
MAQUINAS= 7,8

632/70/1  
A= 31.7 mm  
B= 31.7 mm  
MAQUINAS= 3,4







108/53/3  
A= 165 mm  
B= 145 mm  
MAQUINAS= 7,8

108/90/RM/12  
A= 139.7 mm  
B= 120 mm  
MAQUINAS= 5,7,10

108/66/RM/3  
A= 101.6 mm  
B= 88.9 mm  
MAQUINAS= 5,7,10

632/57/4  
A= 67.7 mm  
B= 59.7 mm  
MAQUINAS= 3,4

108/68/2  
A= 50.8 mm  
B= 44 mm  
MAQUINAS= 7,8,10



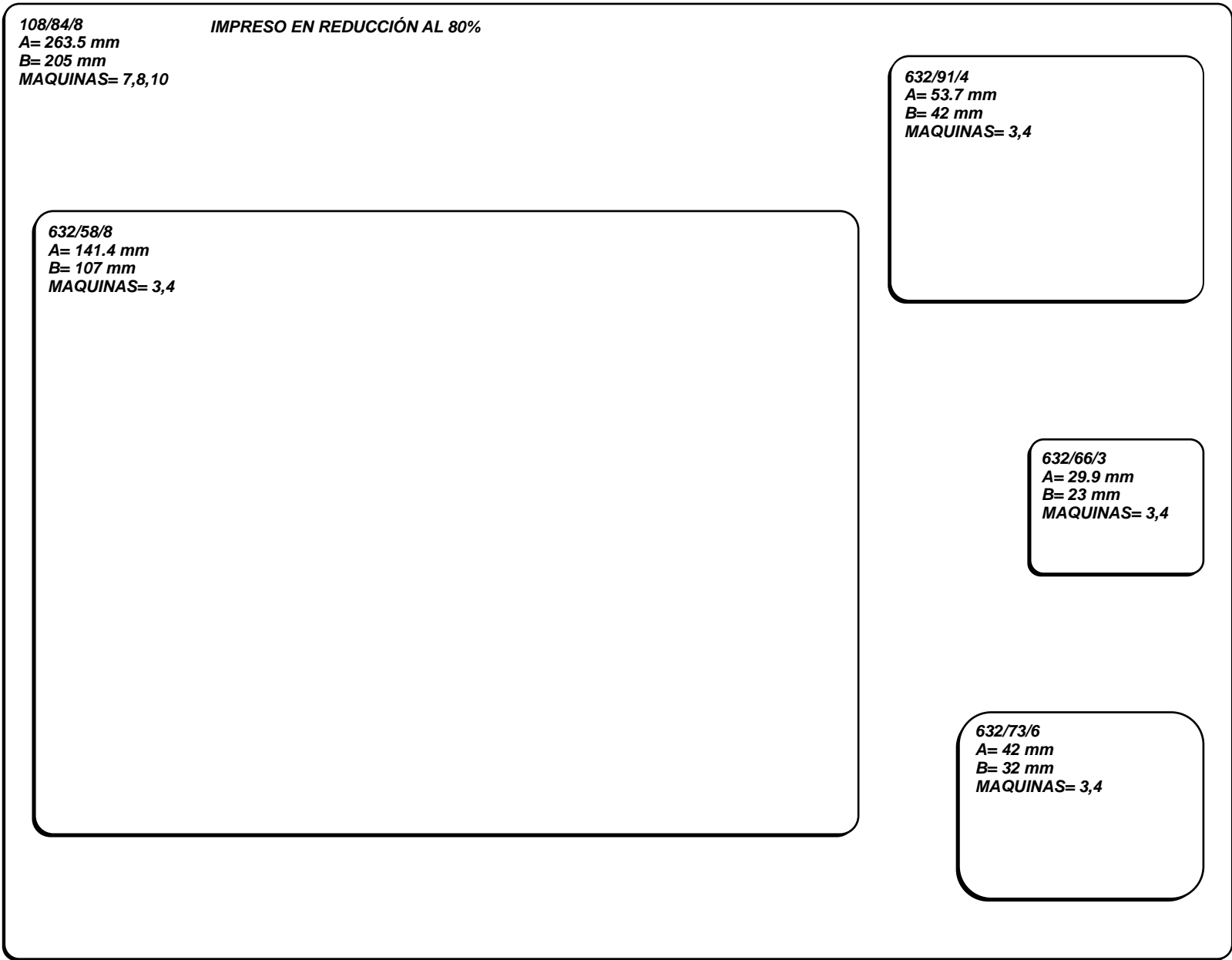
**108/104/RM/4**  
A= 160 mm  
B= 135 mm  
MAQUINAS= 5,7,10

**632/68/11**  
A= 30.5 mm  
B= 25.4 mm  
MAQUINAS= 3,4

**632/83/3**  
A= 100.3 mm  
B= 80 mm  
MAQUINAS= 3,4

**108/62/1**  
A= 95 mm  
B= 75 mm  
MAQUINAS= 7,8

**108/68/RM/9**  
A= 68.96 mm  
B= 58 mm  
MAQUINAS= 5,7,10





**108/76/RM/4**  
**A= 238.3 mm**  
**B= 177 mm**  
**MAQUINAS= 5,10**

**108/75/RM/3**  
**A= 115.887 mm**  
**B= 85 mm**  
**MAQUINAS= 5,7,10**

**108/67/6**  
**A= 67.73 mm**  
**B= 50 mm**  
**MAQUINAS= 7,8**

**632/76/7**  
**A= 60 mm**  
**B= 45 mm**  
**MAQUINAS= 3,4**

**632/66/9**  
**A= 29.9 mm**  
**B= 22 mm**  
**MAQUINAS= 3,4**



108/75/4  
A= 235 mm  
B= 170 mm  
MAQUINAS= 7,8

632/64/1  
A= 157 mm  
B= 110 mm  
MAQUINAS= 3,4

108/84/3  
A= 130 mm  
B= 90 mm  
MAQUINAS= 7,8,10

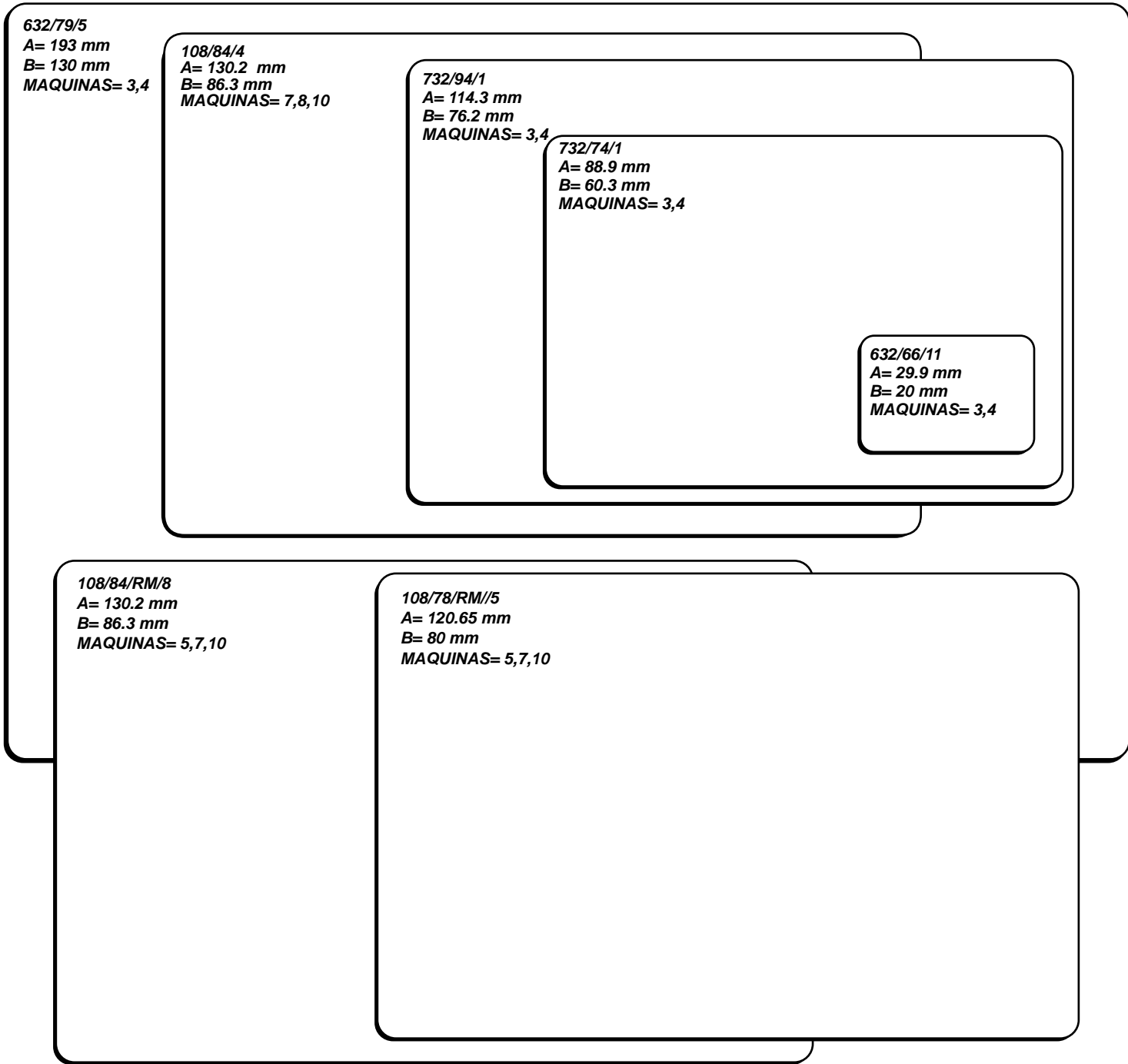
108/75/RM/2  
A= 115.89 mm  
B= 80 mm  
MAQUINAS= 5,7,10

732/81/1  
A= 98.4 mm  
B= 69.9 mm  
MAQUINAS= 3,4

632/63/1  
A= 76 mm  
B= 55 mm  
MAQUINAS= 3,4

632/59/5  
A= 70 mm  
B= 50 mm  
MAQUINAS= 3,4

632/76/1  
A= 60 mm  
B= 42 mm  
MAQUINAS= 3,4





**732/62/2**  
**A= 151.4 mm**  
**B= 97 mm**  
**MAQUINAS= 3,4**

**732/59/1**  
**A= 69.9 mm**  
**B= 44.5 mm**  
**MAQUINAS= 3,4**

**632/61/5**  
**A= 47 mm**  
**B= 30 mm**  
**MAQUINAS= 3,4**

**632/66/2**  
**A= 38 mm**  
**B= 25 mm**  
**MAQUINAS= 3,4**





632/76/3  
A= 186.3 mm  
B= 110 mm  
MAQUINAS= 3,4

632/66/12  
A= 161 mm  
B= 100 mm  
MAQUINAS= 3,4

108/74/2  
A= 114.3 mm  
B= 71 mm  
MAQUINAS= 7,8,10

108/54/6  
A= 82.5 mm  
B= 48 mm  
MAQUINAS= 7,8

632/59/6  
A= 70 mm  
B= 41 mm  
MAQUINAS= 3,4

632/82/1  
A= 65 mm  
B= 40 mm  
MAQUINAS= 3,4

632/63/3  
A= 36 mm  
B= 22 mm  
MAQUINAS= 3,4

632/87/2  
A= 105.3 mm  
B= 60 mm  
MAQUINAS= 3,4

632/82/6  
A= 99 mm  
B= 57 mm  
MAQUINAS= 3,4

632/61/9  
A= 35 mm  
B= 20 mm  
MAQUINAS= 3,4

632/58/3  
A= 33 mm  
B= 20 mm  
MAQUINAS= 3,4



108/88/5  
A= 276.2 mm  
B= 149 mm  
MAQUINAS= 7,8,10

**IMPRESO EN REDUCCION AL 90%**

108/69/3  
A= 213 mm  
B= 115 mm  
MAQUINAS= 7,8

108/65/3  
A= 203.2 mm  
B= 110 mm  
MAQUINAS= 7,8

108/60/1  
A= 44.5 mm  
B= 24 mm  
MAQUINAS= 7,8

732/58/1  
A= 141.5 mm  
B= 75 mm  
MAQUINAS= 3,4

108/64/RM//8  
A= 98.5 mm  
B= 52 mm  
MAQUINAS= 5,7,10

108/64/1  
A= 98.4 mm  
B= 52 mm  
MAQUINAS= 7,8,10

632/83/4  
A= 100 mm  
B= 35 mm  
MAQUINAS= 3,4

632/69/1  
A= 83 mm  
B= 45 mm  
MAQUINAS= 3,4

632/76/5  
A= 60 mm  
B= 32 mm  
MAQUINAS= 3,4



108/82/5  
A= 257.35 mm  
B= 135 mm  
MAQUINAS= 7,8,10

632/99/5  
A= 243 mm  
B= 125 mm  
MAQUINAS= 3,4

108/102/1  
A= 319.5 mm  
B= 160.5 mm  
MAQUINAS= 7,8

IMPRESO EN REDUCCION AL 75%

108/65/2  
A= 203 mm  
B= 105 mm  
MAQUINAS= 7,8

632/72/1  
A= 176 mm  
B= 90 mm  
MAQUINAS= 3,4

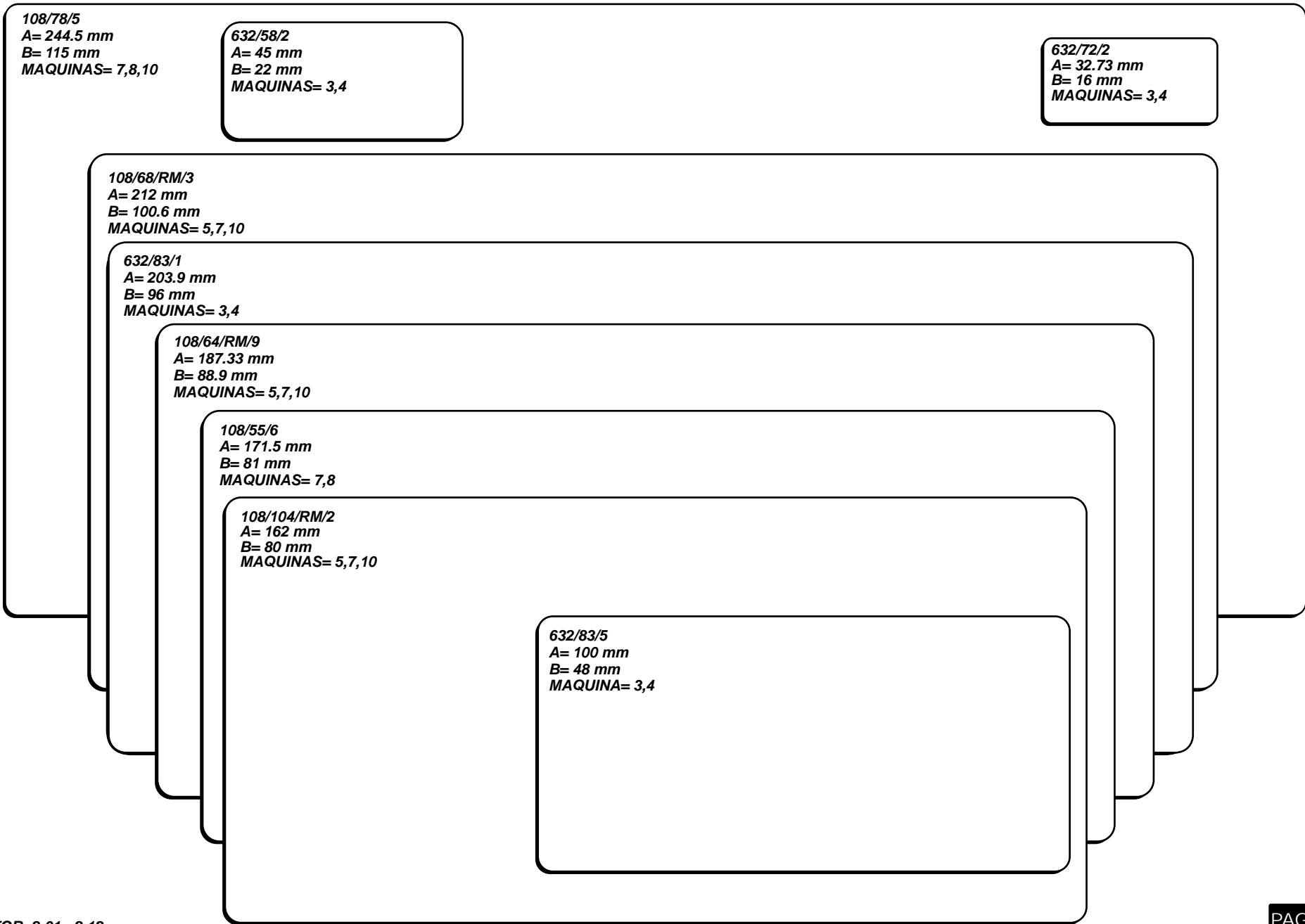
108/90/2  
A= 139.7 mm  
B= 70 mm  
MAQUINAS= 7,8,10

108/74/1  
A= 114.4 mm  
B= 57.15 mm  
MAQUINAS= 7,8,10

632/73/1  
A= 88 mm  
B= 45 mm  
MAQUINAS= 3,4

108/78/RM//1  
A= 79.5 mm  
B= 40 mm  
MAQUINAS= 5,7,10

632/81/3-V  
A= 64 mm  
B= 32 mm  
MAQUINAS= 3,4





108/74/5  
A= 231 mm  
B= 108 mm  
MAQUINAS= 7,8,10

632/56/5  
A= 136.5 mm  
B= 64 mm  
MAQUINAS= 3,4

108/69/8  
A= 106.5 mm  
B= 50 mm  
MAQUINAS= 7,8

108/64/RM/4  
A= 64.6 mm  
B= 30 mm  
MAQUINAS= 5,7,10

632/58/6  
A= 69.14 mm  
B= 32 mm  
MAQUINAS= 3,4

108/90/RM/4  
A= 139 mm  
B= 64.5 mm  
MAQUINAS= 5,7,10

632/88/5  
A= 106.5 mm  
B= 50 mm  
MAQUINAS= 3,4



**RECTANGULOS HORIZONTALES**

108/96/RM/1  
A= 149 mm  
B= 68 mm  
MAQUINAS= 5,7,10

632/58/11  
A= 141.6 mm  
B= 63 mm  
MAQUINAS= 3,4

108/66/1  
A= 101.6 mm  
B= 44.5 mm  
MAQUINAS= 7,8,10

632/63/7  
A= 36.1 mm  
B= 16 mm  
MAQUINAS= 3,4




632/63/4  
A= 75 mm  
B= 34 mm  
MAQUINAS= 3,4

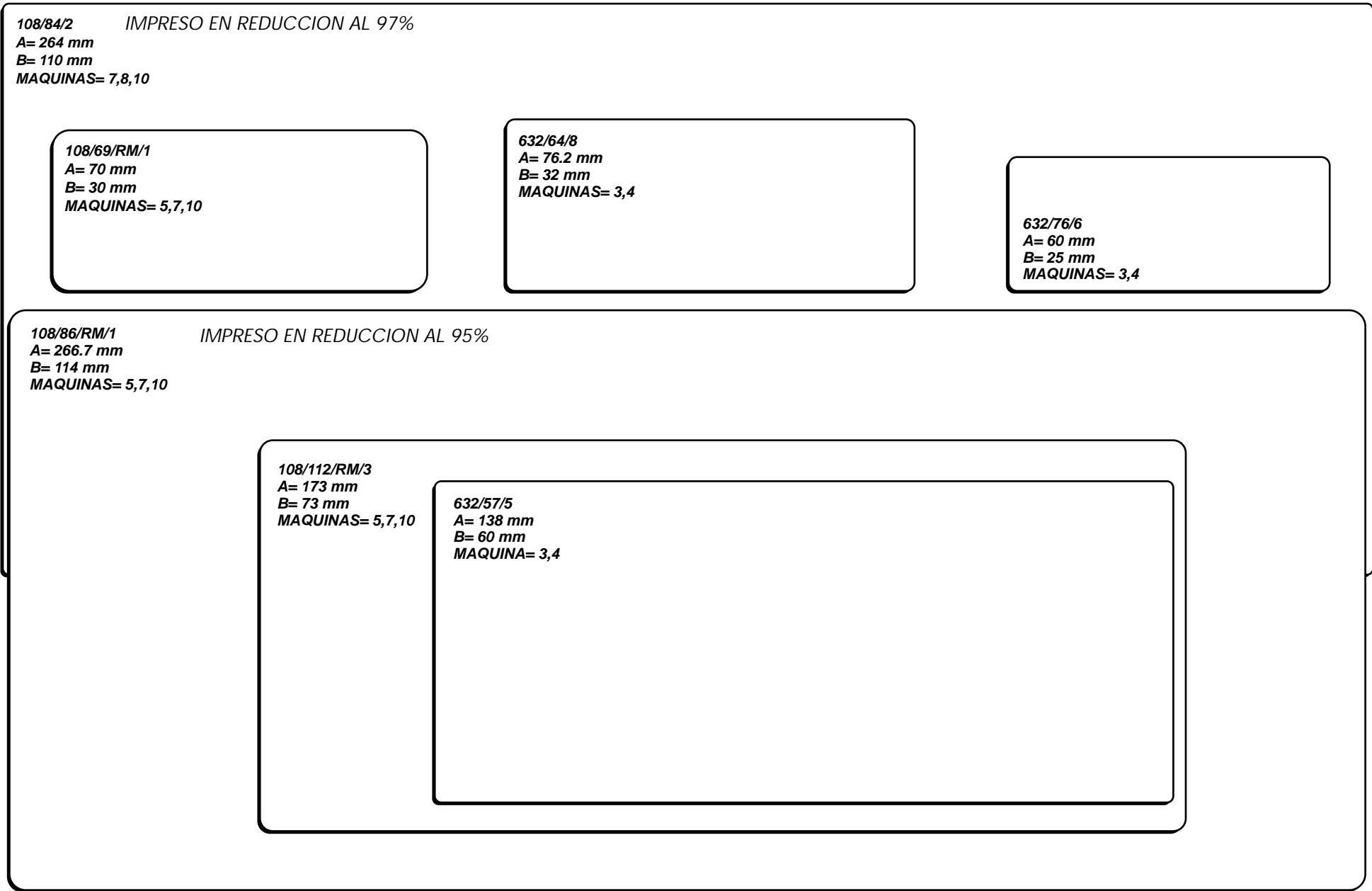
632/57/1  
A= 44 mm  
B= 20 mm  
MAQUINAS= 3,4

632/73/3  
A= 87.8 mm  
B= 39 mm  
MAQUINAS= 3,4


632/61/8  
A= 149 mm  
B= 68 mm  
MAQUINA= 3,4


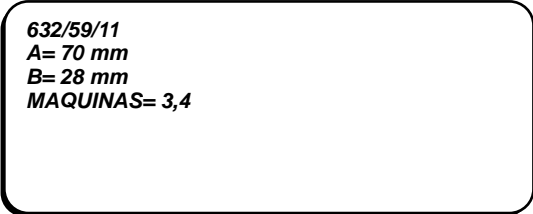

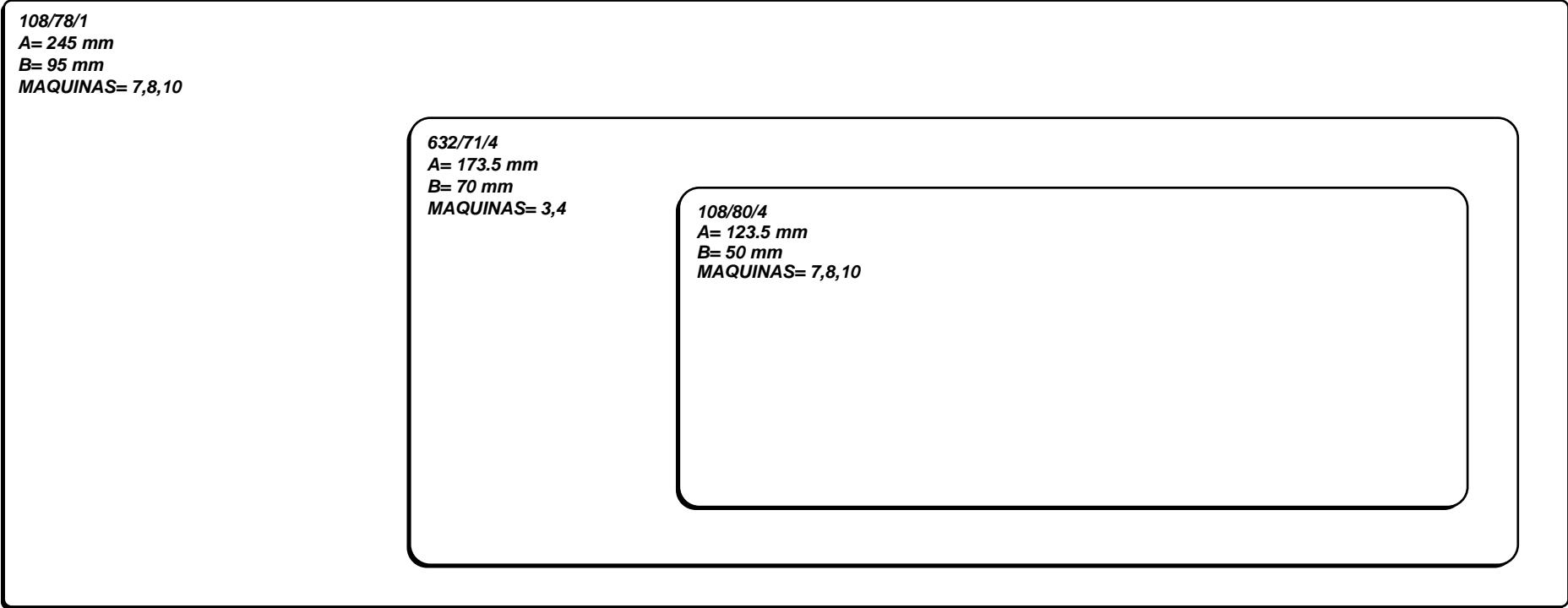
108/66/RM/6  
A= 99 mm  
B= 45 mm  
MAQUINAS= 5,7,10
















IMPRESO EN REDUCCION AL 85%

108/102/2\*  
A= 314 mm  
B= 114 mm  
MAQUINAS= 7,8

632/65/1  
A= 159 mm  
B= 58 mm  
MAQUINAS= 3,4

632/70/2  
A= 84 mm  
B= 30 mm  
MAQUINAS= 3,4

108/81/4  
A= 254 mm  
B= 96 mm  
MAQUINAS= 7,8

108/71/2  
A= 222.2 mm  
B= 80 mm  
MAQUINAS= 7,8

632/74/4  
A= 181 mm  
B= 65 mm  
MAQUINAS= 3,4



**RECTANGULOS HORIZONTALES**

**108/104/RM//1B**  
A= 162 mm  
B= 57 mm  
MAQUINAS= 5,7,10

**108/74/RM/7**  
A= 114.3 mm  
B= 40 mm  
MAQUINAS= 5,7,10

**632/76/2**  
A= 91 mm  
B= 32 mm  
MAQUINAS= 3,4

**632/106/3**  
A= 129 mm  
B= 43 mm  
MAQUINAS= 3,4

**632/64/7**  
A= 76.6 mm  
B= 27 mm  
MAQUINAS= 3,4

**632/66/6**  
A= 161.5 mm  
B= 57 mm  
MAQUINAS= 3,4

**632/106/8-V**  
A= 63 mm  
B= 22 mm  
MAQUINAS= 3,4

**108/82/RM/4**  
A= 62 mm  
B= 22 mm  
MAQUINAS= 5,7,10



**108/92/1 IMPRESO EN REDUCCION AL 90%**  
A= 289 mm  
B= 95 mm  
MAQUINAS= 7,8,10

**632/67/6**  
A= 80.5 mm  
B= 27 mm  
MAQUINA= 3,4

**108/53/1**  
A= 165 mm  
B= 57 mm  
MAQUINAS= 7,8

**632/88/2**  
A= 106.5 mm  
B= 36 mm  
MAQUINAS= 3,4

**632/64/10**  
A= 76 mm  
B= 25 mm  
MAQUINAS= 3,4

**632/84/1**  
A= 66.5 mm  
B= 22 mm  
MAQUINAS= 3,4

**108/78/6**  
A= 244.5 mm  
B= 85 mm  
MAQUINAS= 7,8,10

**108/84/RM/6**  
A= 129 mm  
B= 43 mm  
MAQUINAS= 5,7,10

**108/90/RM/7**  
A= 92 mm  
B= 32 mm  
MAQUINAS=5, 7,10

**108/60/11**  
A= 92 mm  
B= 32 mm  
MAQUINAS= 7,8



**108/147/1** IMPRESO EN REDUCCION AL 55%

**A= 464 mm**

**B= 142 mm**

**MAQUINAS= 7,8**

**108/102/4** IMPRESO EN REDUCCION AL 80%

**A= 320.6 mm**

**B= 100 mm**

**MAQUINAS= 7,8**

**632/82/4**

**A= 201.3 mm**

**B= 62 mm**

**MAQUINAS= 3,4**

**632/78/1**

**A= 190 mm**

**B= 62 mm**

**MAQUINAS= 3,4**

**632/99/2**

**A= 120.2 mm**

**B= 39 mm**

**MAQUINAS= 3,4**

**108/64/RM/13**

**A= 98 mm**

**B= 32 mm**

**MAQUINAS= 5,7,10**

**108/64/7**

**A= 200 mm**

**B= 62 mm**

**MAQUINAS= 7,8,10**

**108/64/RM/3**

**A= 190 mm**

**B= 62 mm**

**MAQUINAS= 5,7,10**

**632/65/4**

**A= 158.9 mm**

**B= 50 mm**

**MAQUINAS= 3,4**

**108/90/4**

**A= 139 mm**

**B= 42 mm**

**MAQUINAS= 7,8,10**

**108/112/RM/2**

**A= 115 mm**

**B= 35 mm**

**MAQUINAS= 5,7,10**



**108/147/2 IMPRESO EN REDUCCIÓN AL 55%**

A= 463 mm  
B= 134 mm  
MAQUINAS= 7,8

108/80/5  
A= 250.5 mm  
B= 71 mm  
MAQUINAS= 7,8,10

108/64/3  
A= 200 mm  
B= 58 mm  
MAQUINAS= 7,8,10

108/50/1  
A= 76 mm  
B= 22 mm  
MAQUINAS= 7,8

108/55/2  
A= 83.8 mm  
B= 24 mm  
MAQUINAS= 7,8

632/79/9  
A= 95.3 mm  
B= 28 mm  
MAQUINAS= 3,4

632/70/3  
A= 83.8 mm  
B= 24 mm  
MAQUINAS= 3,4

108/81/5  
A= 252 mm  
B= 73 mm  
MAQUINAS= 7,8

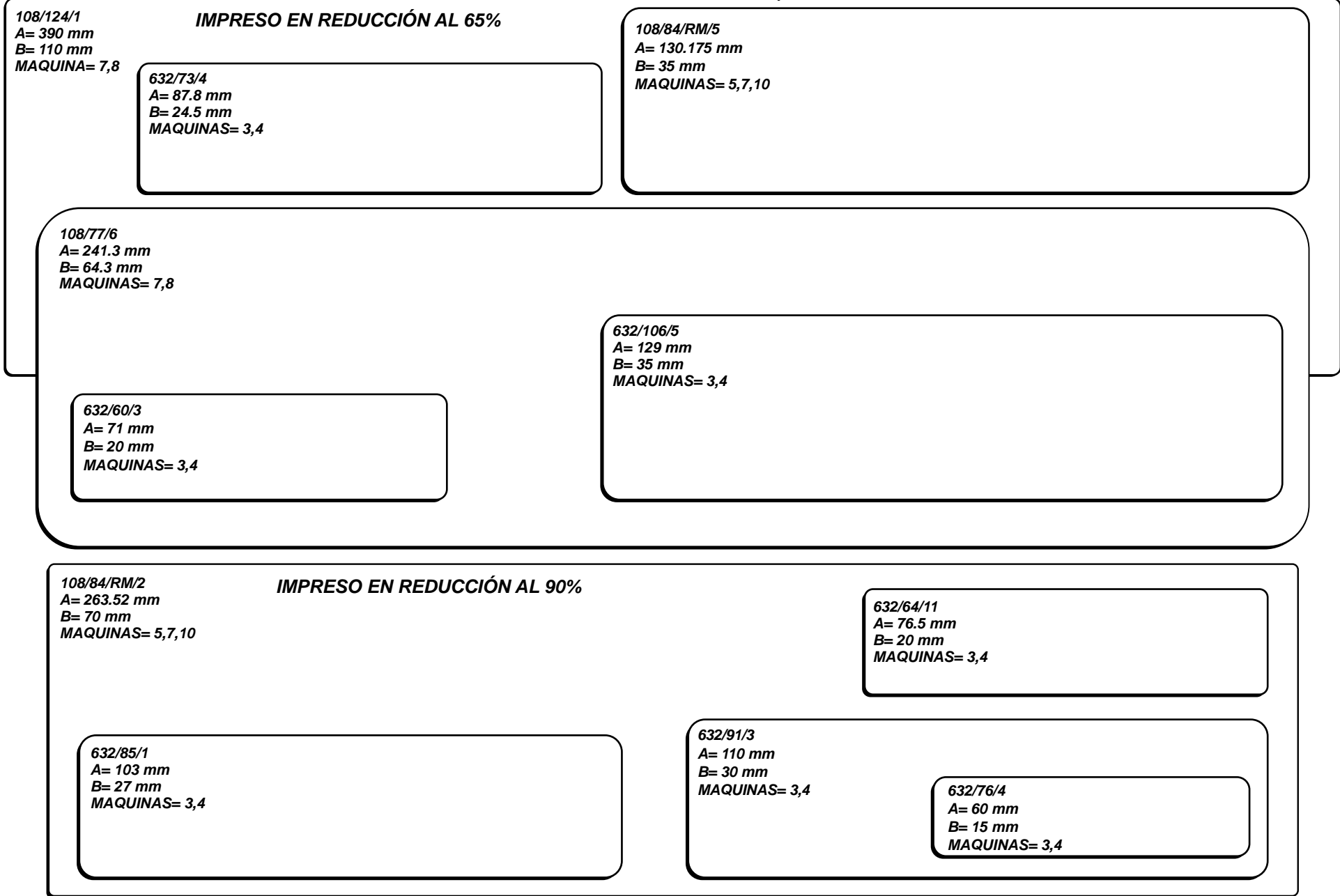
108/59/1  
A= 184.15 mm  
B= 53.5 mm  
MAQUINAS= 7,8

108/78/RM/7  
A= 120.2 mm  
B= 35 mm  
MAQUINAS= 5,7,10

108/82/RM/1  
A= 83.8 mm  
B= 24 mm  
MAQUINAS= 5,7,10

632/68/7  
A= 53 mm  
B= 15 mm  
MAQUINAS= 3,4







108/80/3  
A= 251.3 mm  
B= 64 mm  
MAQUINAS= 7,8,10

108/66/RM/1  
A= 101.6 mm  
B= 25.3 mm  
MAQUINAS= 5,7,10

632/86/2  
A= 104 mm  
B= 25 mm  
MAQUINAS= 3,4

108/88/RM/1  
A= 90 mm  
B= 22 mm  
MAQUINAS= 5,7,10

632/75/1  
A= 90 mm  
B= 22 mm  
MAQUINAS= 3,4

632/67/4  
A= 80.5 mm  
B= 20 mm  
MAQUINAS= 3,4

632/64/12  
A= 76.6 mm  
B= 18 mm  
MAQUINAS= 3,4



**108/102/3**      *IMPRESO EN REDUCCION AL 80%*  
**A= 320.6 mm**  
**B= 73 mm**  
**MAQUINAS= 7,8**

**108/75/3**  
**A= 235 mm**  
**B= 47 mm**  
**MAQUINAS= 7,8**

**108/50/3**  
**A= 155.6 mm**  
**B= 35 mm**  
**MAQUINAS= 7,8**

**108/64/RM/5**  
**A= 199 mm**  
**B= 44 mm**  
**MAQUINAS= 5,7,10**

**108/96/1**  
**A= 149.22 mm**  
**B= 30 mm**  
**MAQUINAS= 7,8,10**



**108/90/6** IMPRESO EN REDUCCION AL 90%  
A= 282.57 mm  
B= 50 mm  
MAQUINAS= 7,8,10

**632/66/8**  
A= 161 mm  
B= 31 mm  
MAQUINAS= 3,4

**632/99/3**  
A= 243.7 mm  
B= 42 mm  
MAQUINAS= 3,4

**108/55/4**  
A= 171.5 mm  
B= 30 mm  
MAQUINAS= 7,8

**108/80/RM/2**  
A= 123.3 mm  
B= 24 mm  
MAQUINAS= 5,7,10

**108/124/2** IMPRESO EN REDUCCION AL 65%  
A= 390.5 mm  
B= 76 mm  
MAQUINA= 7,8

**108/60/10**  
A= 187.3 mm  
B= 31 mm  
MAQUINAS= 7,8

**632/56/2**  
A= 31.7 mm  
B= 6 mm  
MAQUINAS= 3,4

**632/86/1**  
A= 104 mm  
B= 18 mm  
MAQUINAS= 3,4

**108/68/RM/1**  
A= 104 mm  
B= 18 mm  
MAQUINAS= 5,7,10



108/82/RM/5  
A= 257.17 mm  
B= 13 mm  
MAQUINAS= 5,7,10

108/82/3 - 108/82/4  
A= 257.1 mm  
B= 40 mm  
MAQUINAS= 7,8,10

108/58/3  
A= 180 mm  
B= 28 mm  
MAQUINA= 7,8

108/82/RM/3  
A= 127 mm  
B= 18 mm  
MAQUINAS= 5,7,10

108/100/RM/1  
A= 314.5 mm  
B= 50 mm  
MAQUINA= 5,10

IMPRESO EN REDUCCION AL 80%

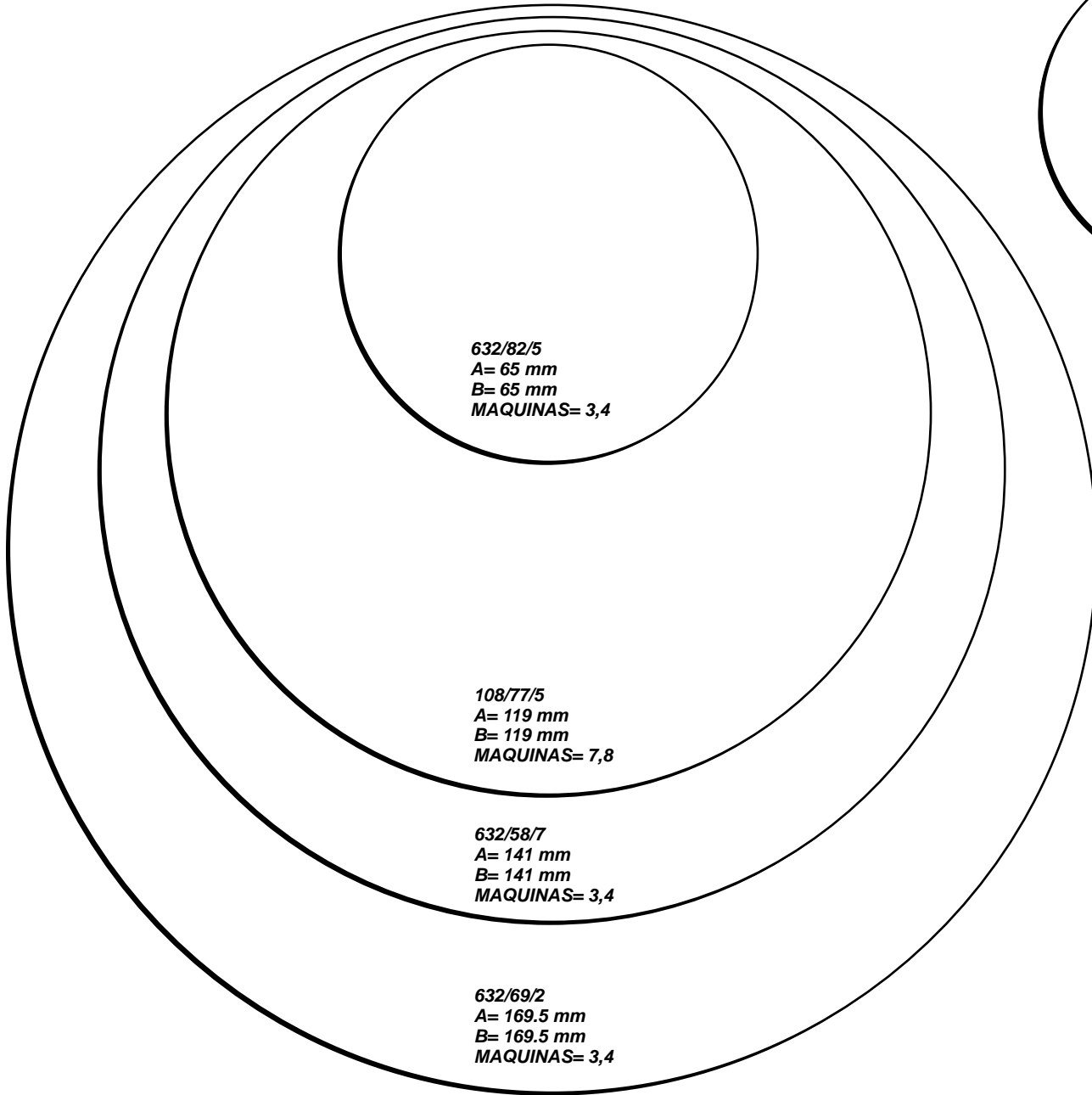
108/54/3  
A= 168.3 mm  
B= 24 mm  
MAQUINAS= 7,8

108/75/5  
A= 234 mm  
B= 30 mm  
MAQUINAS= 7,8

632/88/1  
A= 106.5 mm  
B= 10 mm  
MAQUINAS= 3,4

108/74/7  
A= 231.7 mm  
B= 30 mm  
MAQUINAS= 7,8,10

108/68/RM/8  
A= 212 mm  
B= 13 mm  
MAQUINAS= 5,7,10

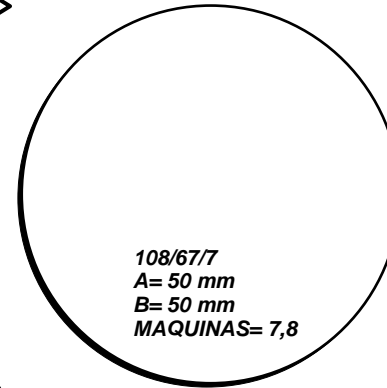


632/82/5  
A= 65 mm  
B= 65 mm  
MAQUINAS= 3,4

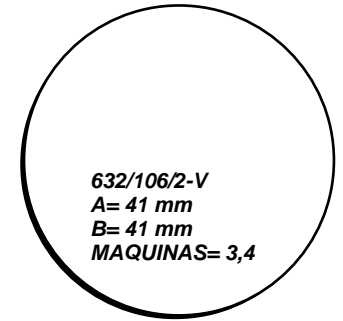
108/77/5  
A= 119 mm  
B= 119 mm  
MAQUINAS= 7,8

632/58/7  
A= 141 mm  
B= 141 mm  
MAQUINAS= 3,4

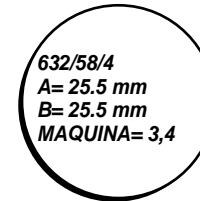
632/69/2  
A= 169.5 mm  
B= 169.5 mm  
MAQUINAS= 3,4




108/67/7  
A= 50 mm  
B= 50 mm  
MAQUINAS= 7,8



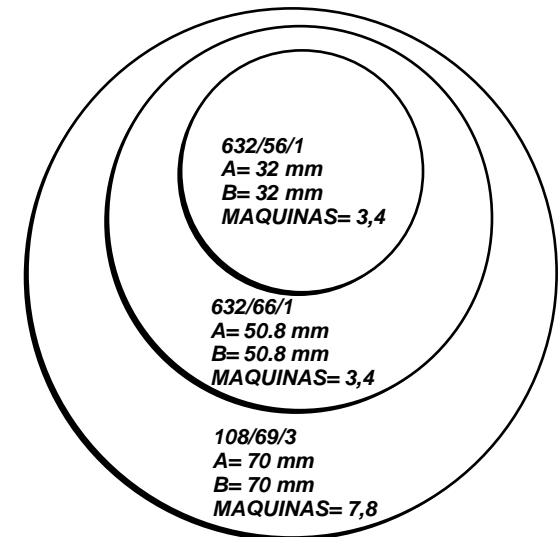
632/106/2-V  
A= 41 mm  
B= 41 mm  
MAQUINAS= 3,4



632/58/4  
A= 25.5 mm  
B= 25.5 mm  
MAQUINA= 3,4



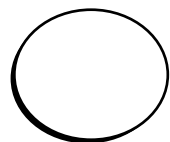
632/68/10-V  
A= 18 mm  
B= 18 mm  
MAQUINA= 3,4



632/56/1  
A= 32 mm  
B= 32 mm  
MAQUINAS= 3,4

632/66/1  
A= 50.8 mm  
B= 50.8 mm  
MAQUINAS= 3,4

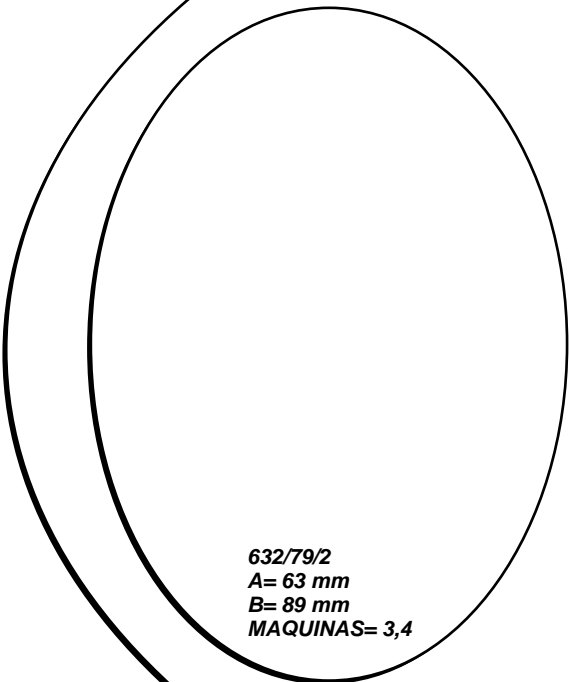
108/69/3  
A= 70 mm  
B= 70 mm  
MAQUINAS= 7,8



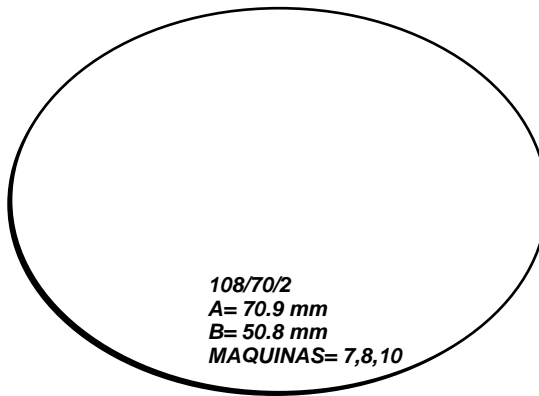
632/63/6  
A= 20.3 mm  
B= 17.2 mm  
MAQUINAS= 3,4



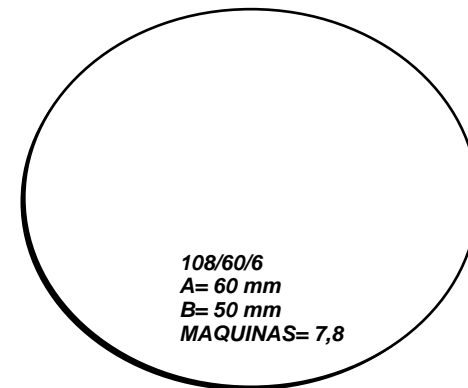
632/59/1  
A= 18 mm  
B= 10 mm  
MAQUINAS= 3,4



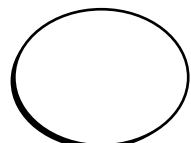
632/79/2  
A= 63 mm  
B= 89 mm  
MAQUINAS= 3,4



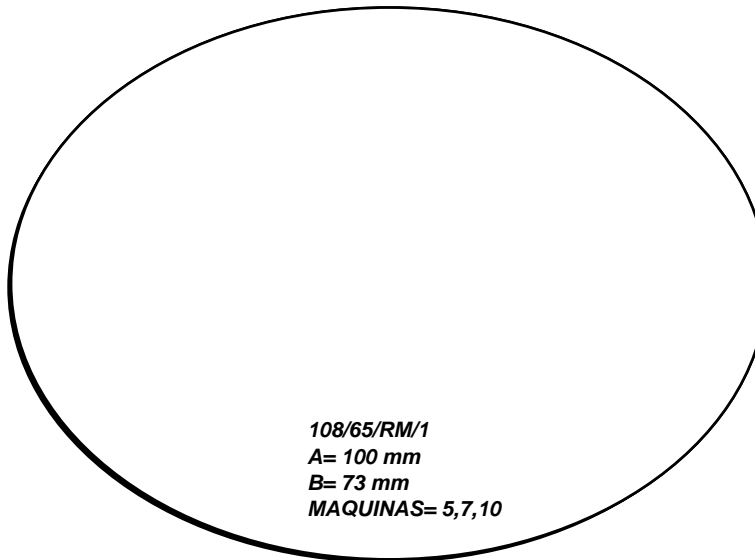
108/70/2  
A= 70.9 mm  
B= 50.8 mm  
MAQUINAS= 7,8,10




108/60/6  
A= 60 mm  
B= 50 mm  
MAQUINAS= 7,8



632/62/1  
A= 23 mm  
B= 18 mm  
MAQUINAS= 3,4

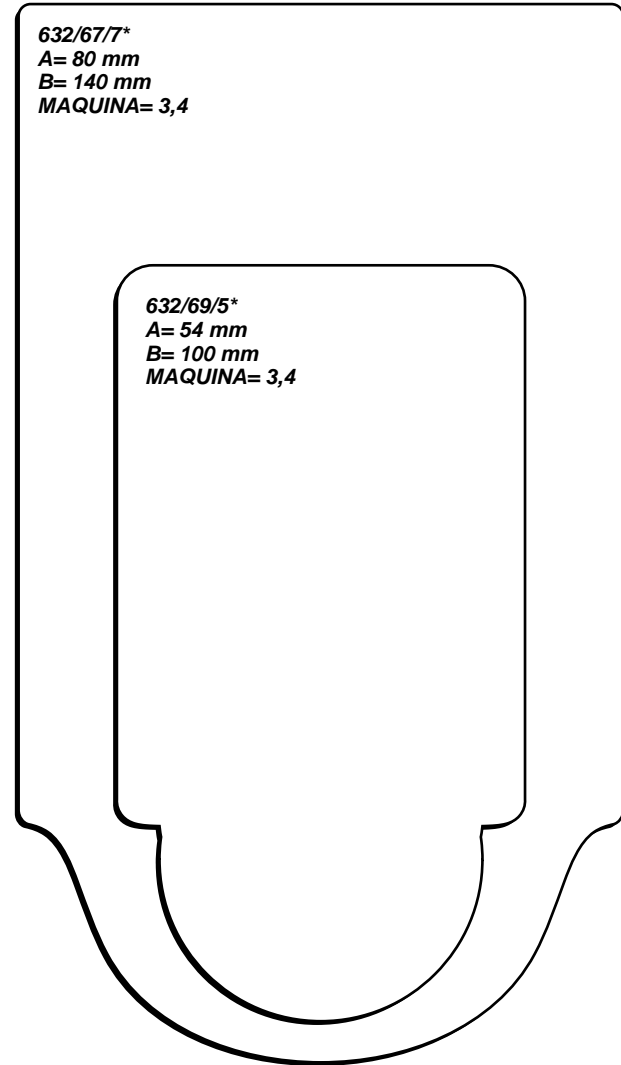
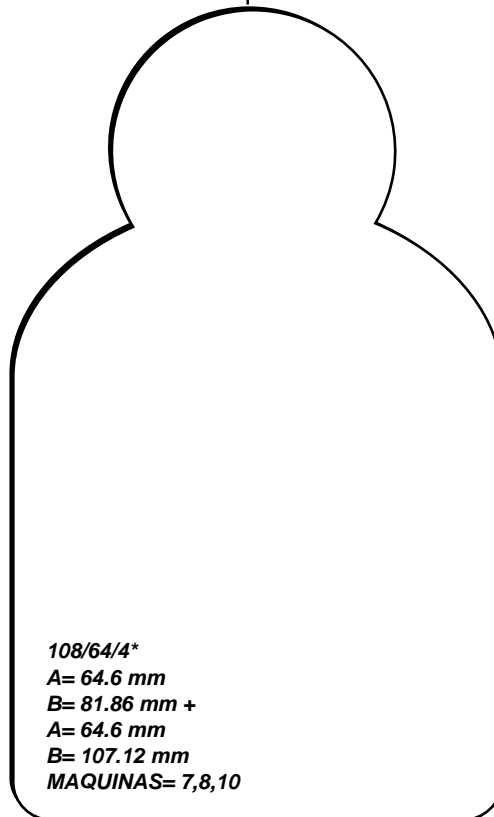
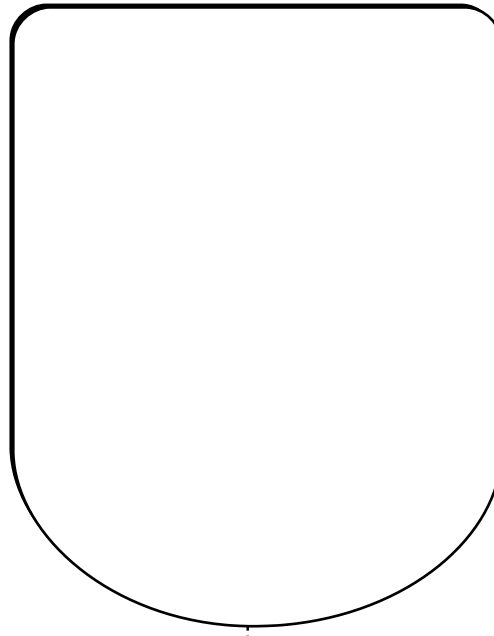
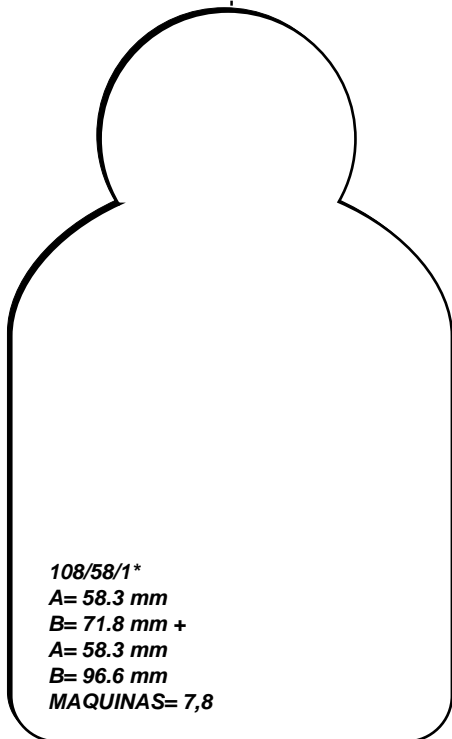



108/65/RM/1  
A= 100 mm  
B= 73 mm  
MAQUINAS= 5,7,10

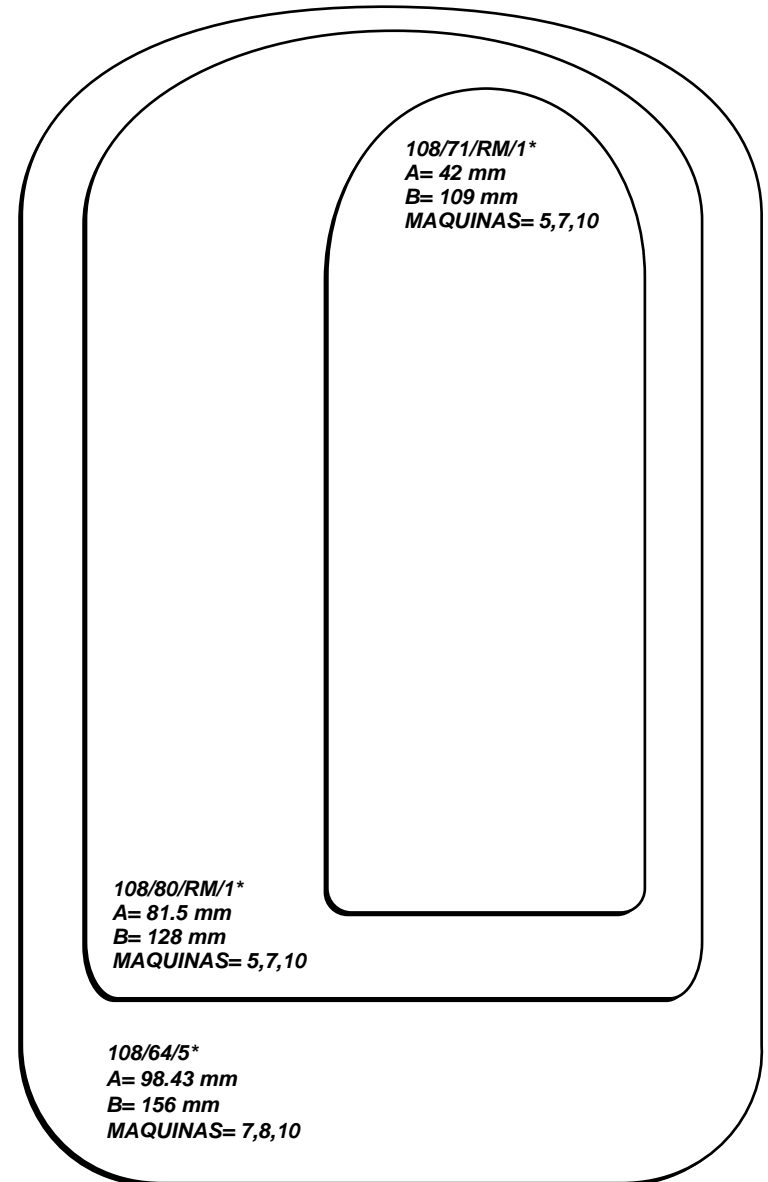
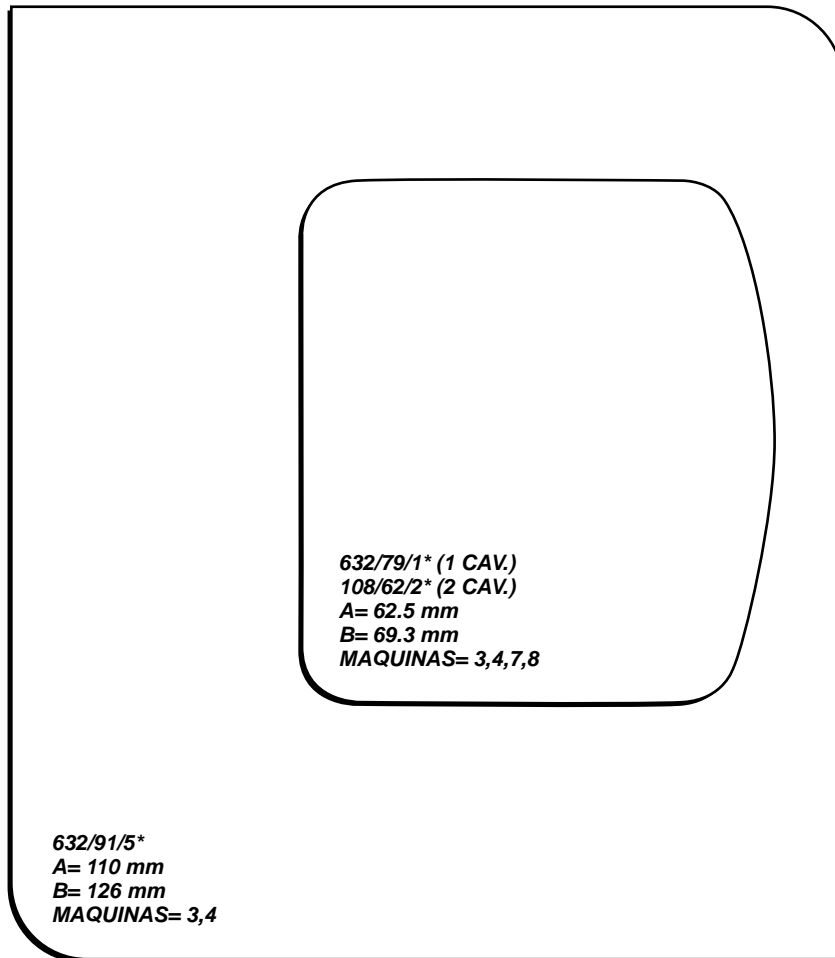


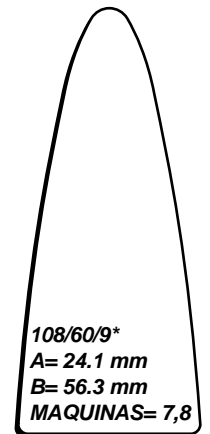
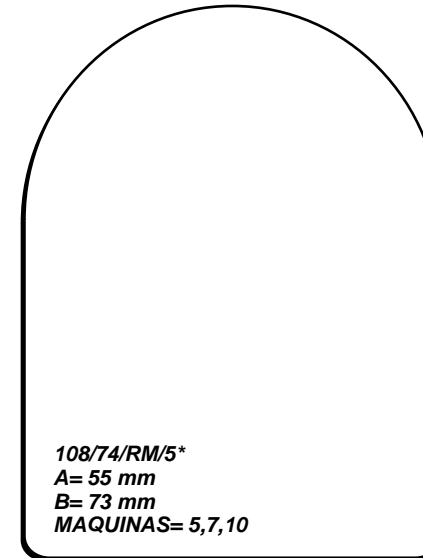
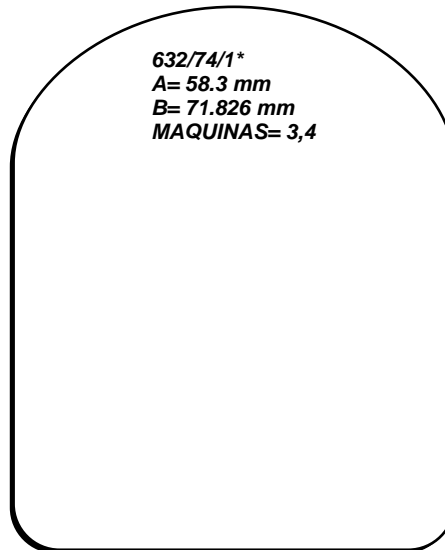
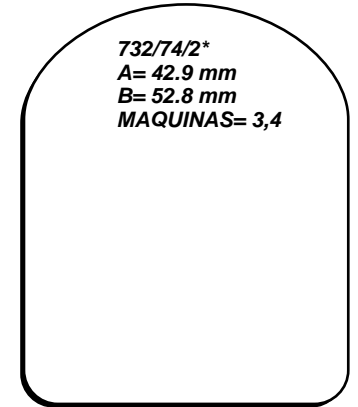
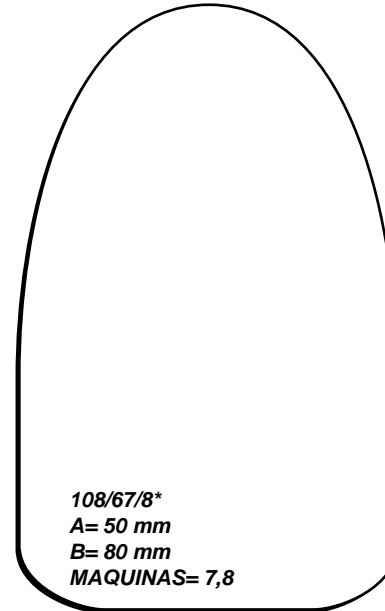
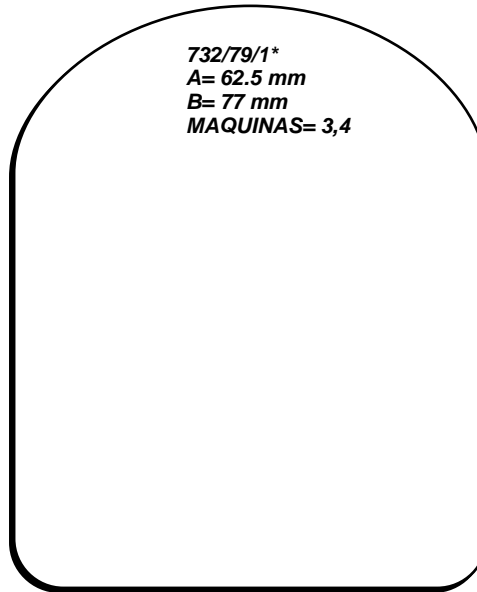

108/84/7  
A= 260 mm  
B= 160 mm  
MAQUINAS= 7,8,10

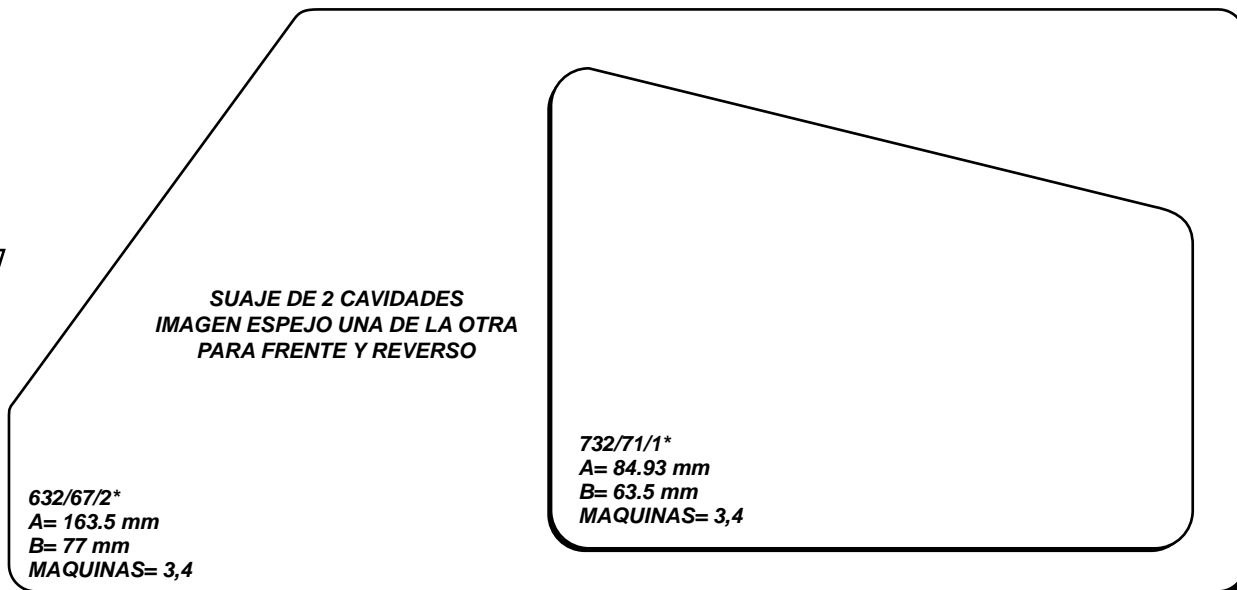
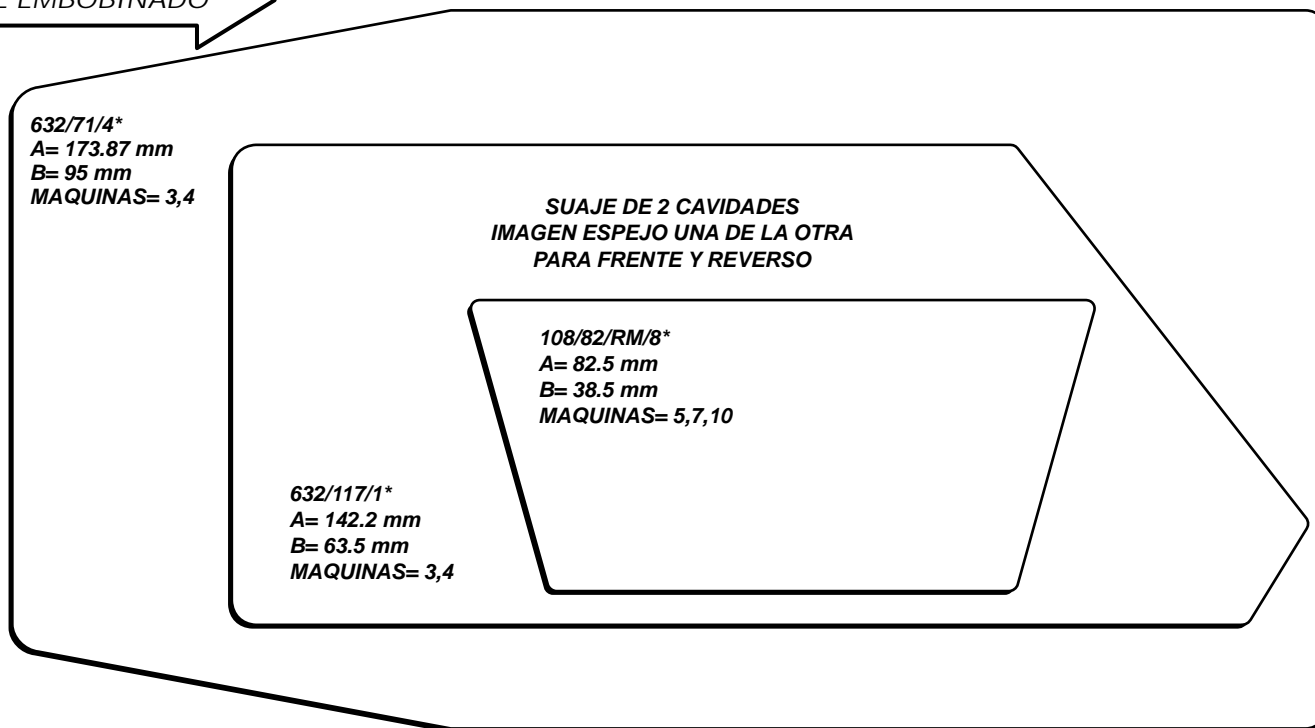


632/62/2  
A= 28 mm  
B= 18 mm  
MAQUINAS= 3,4

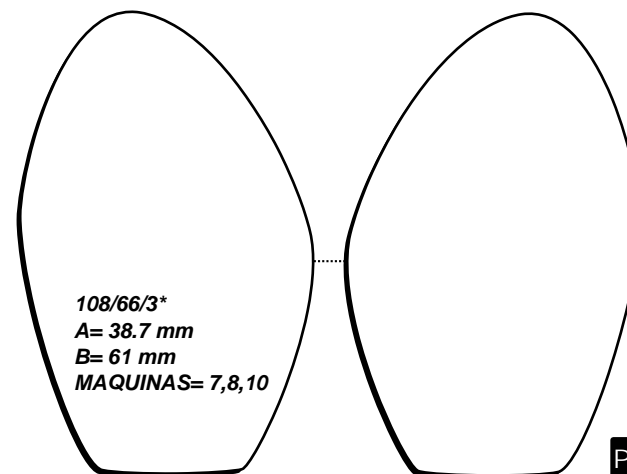
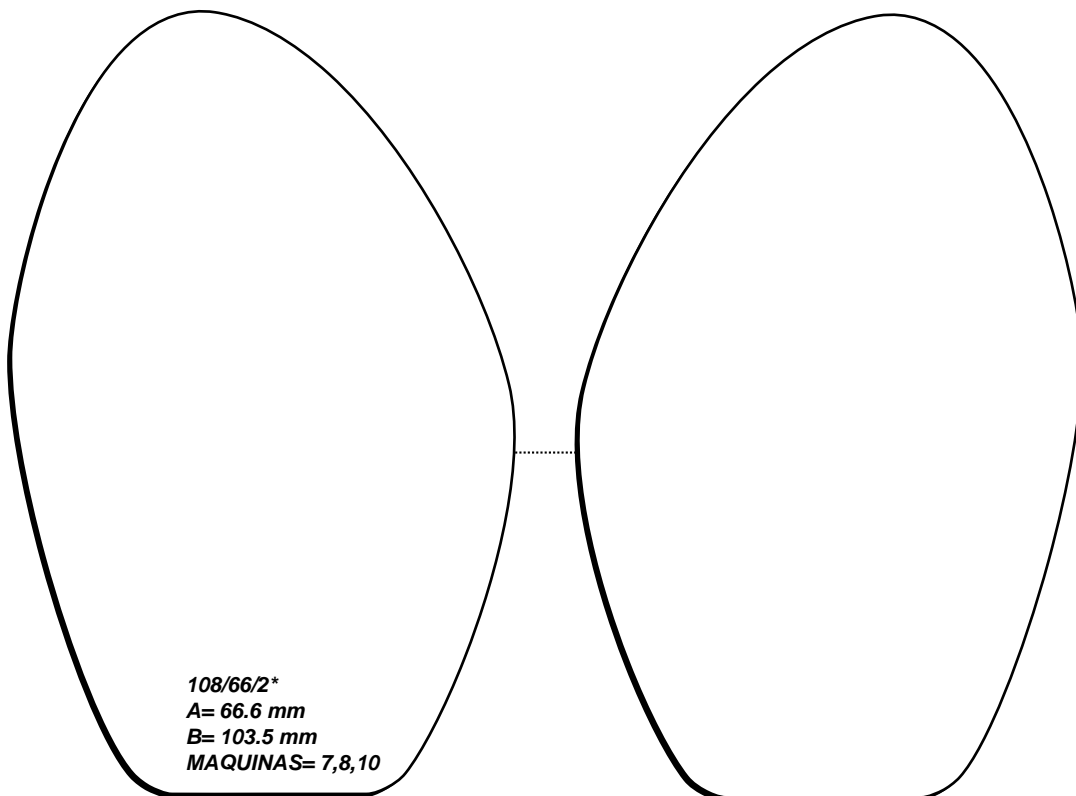

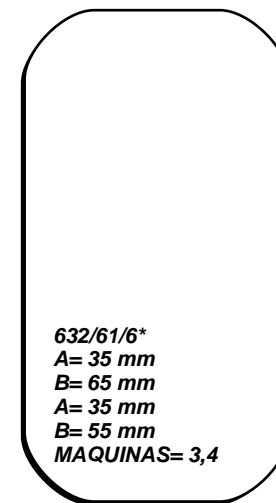



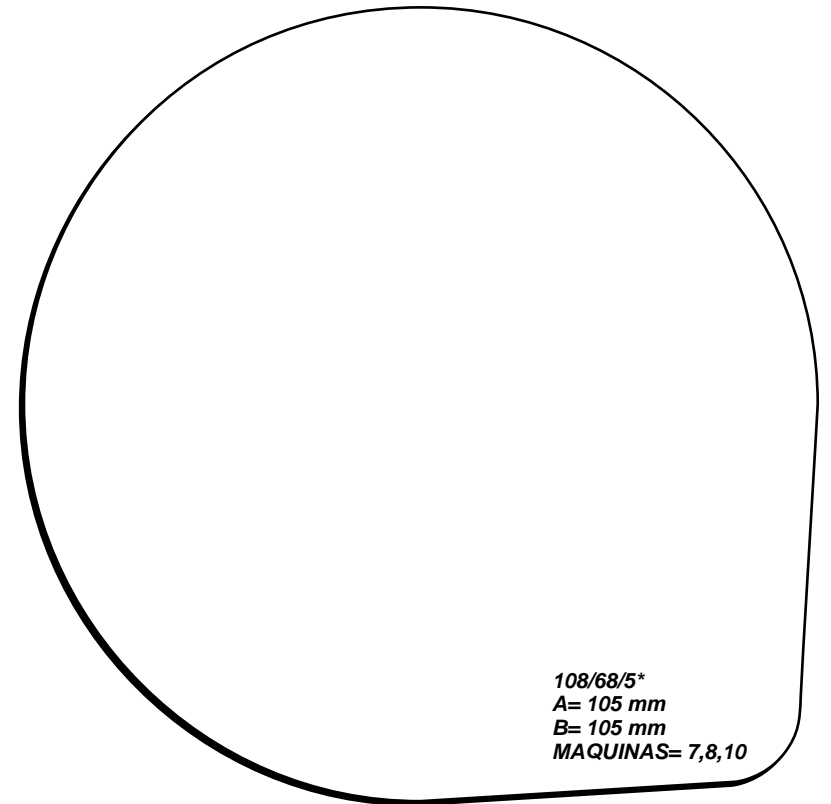



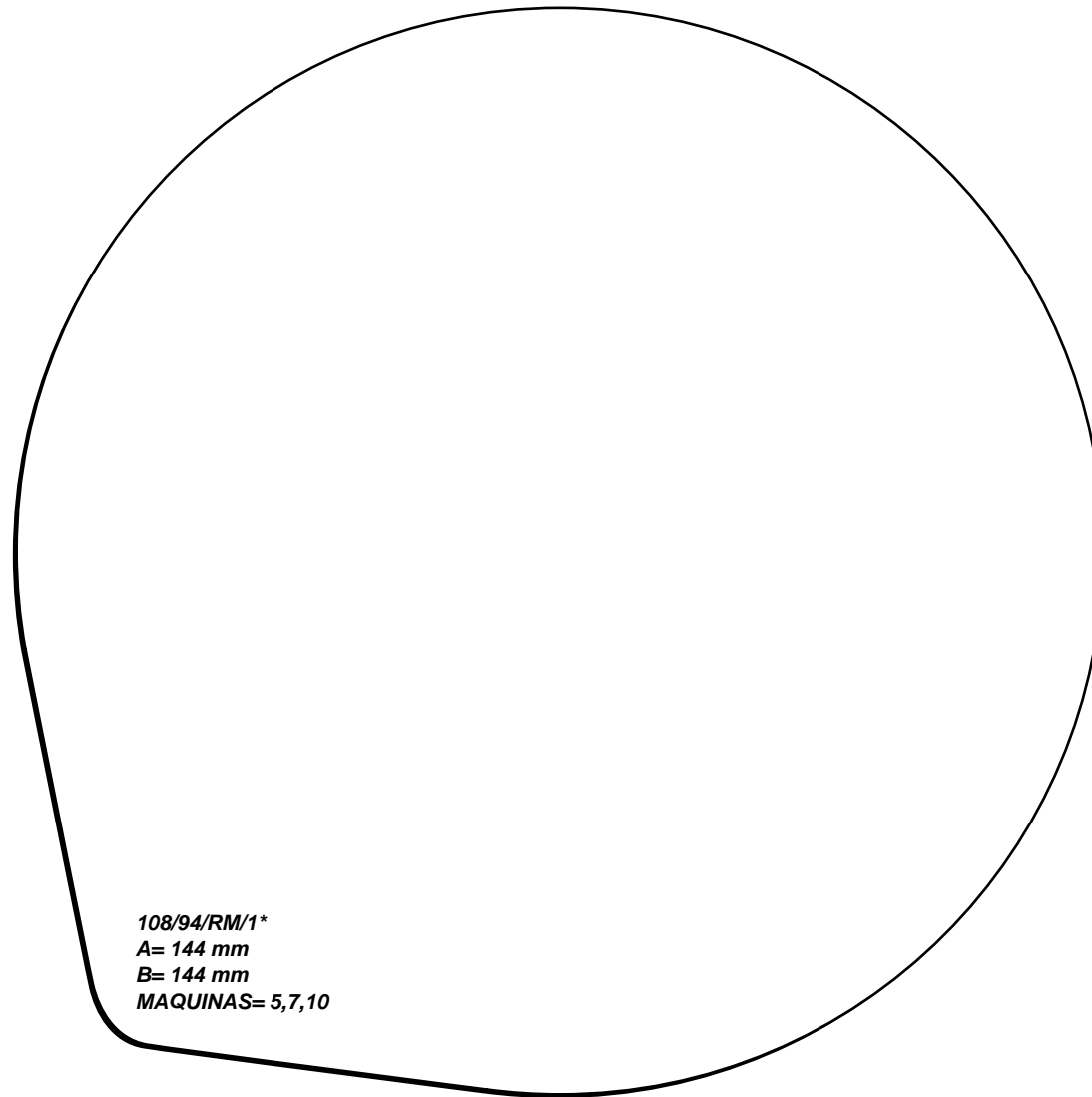


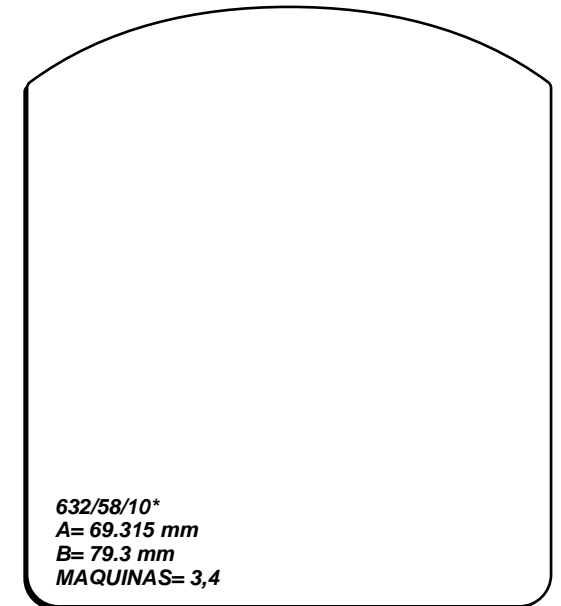
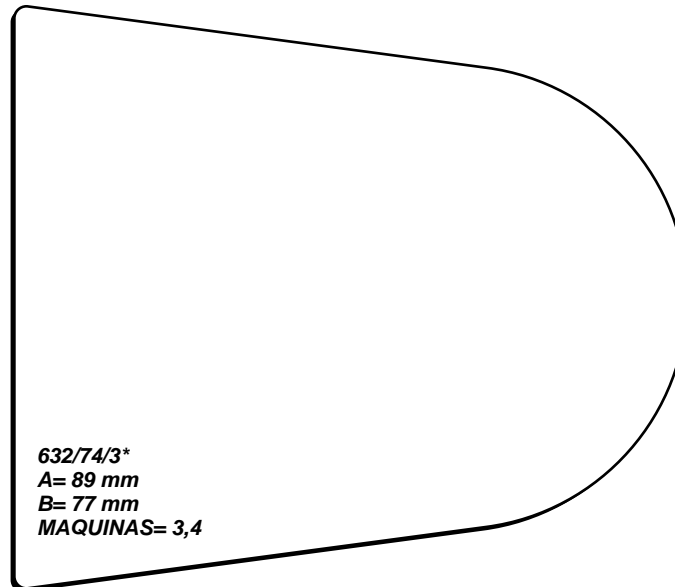
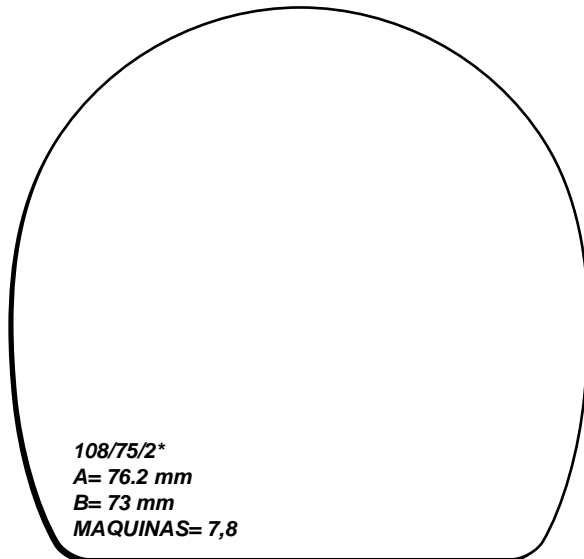
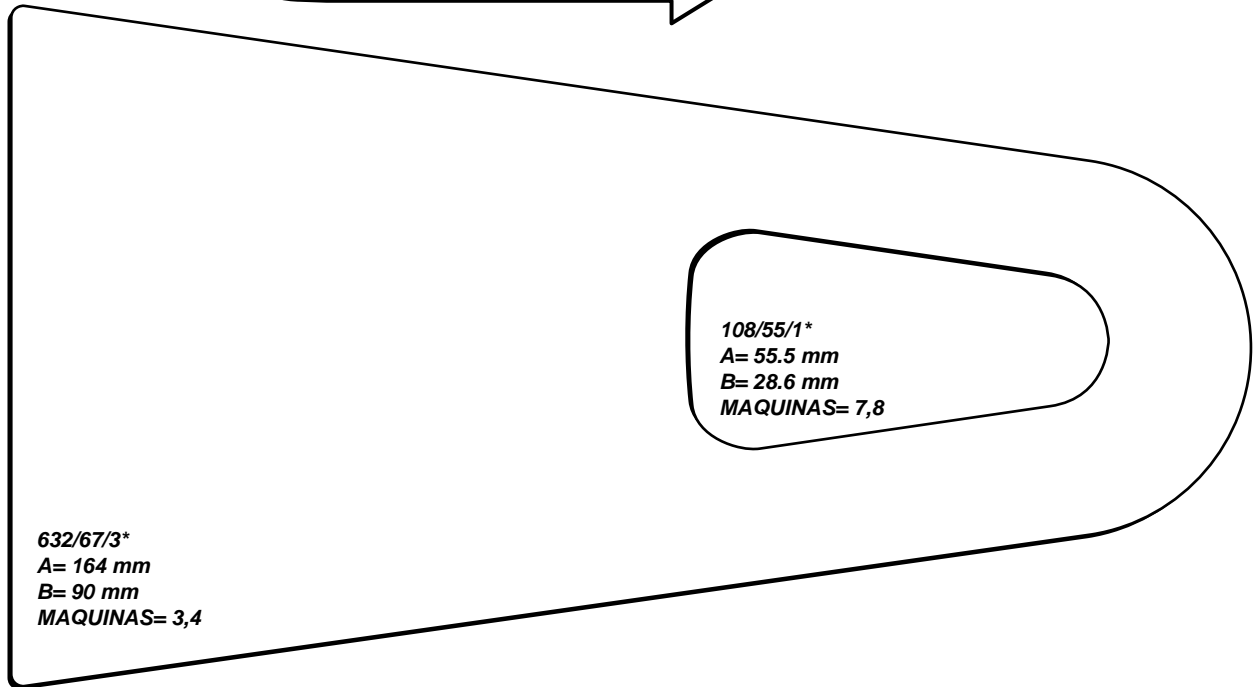
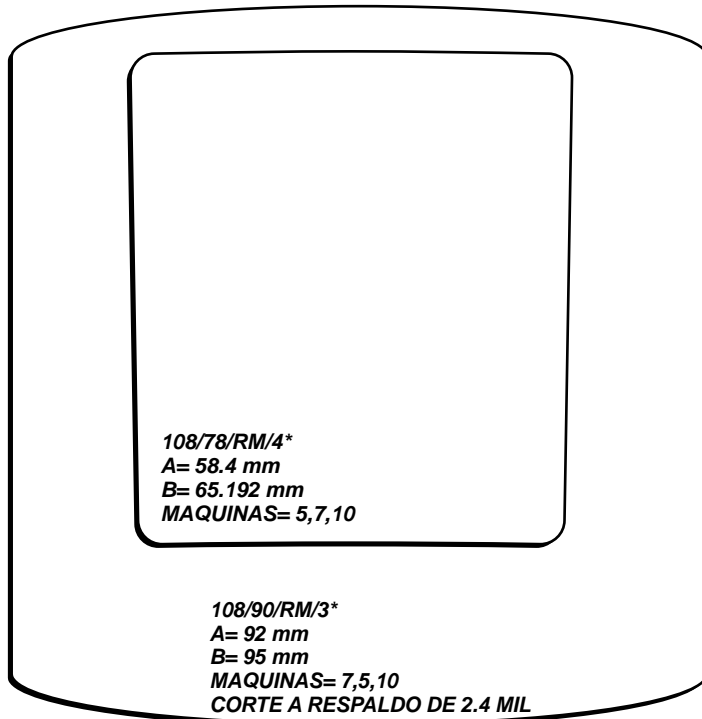


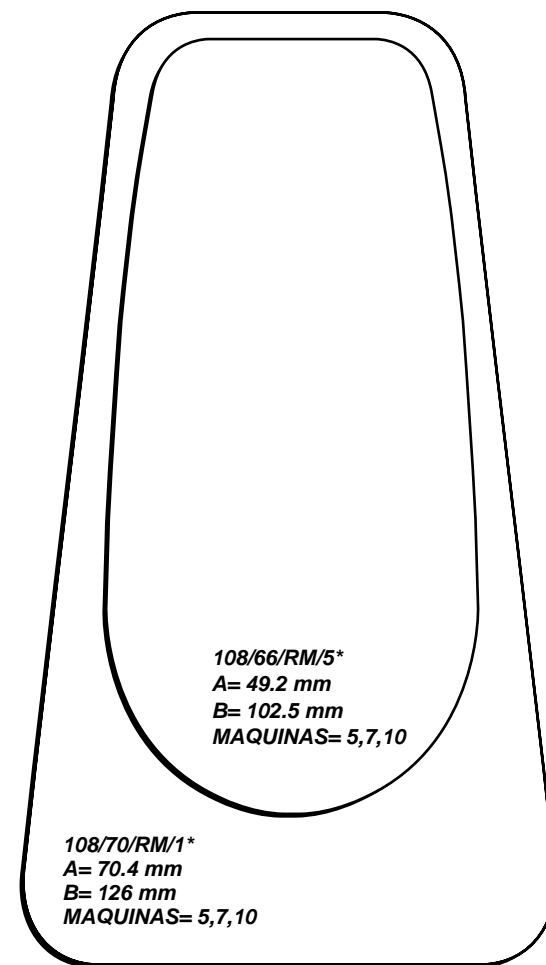
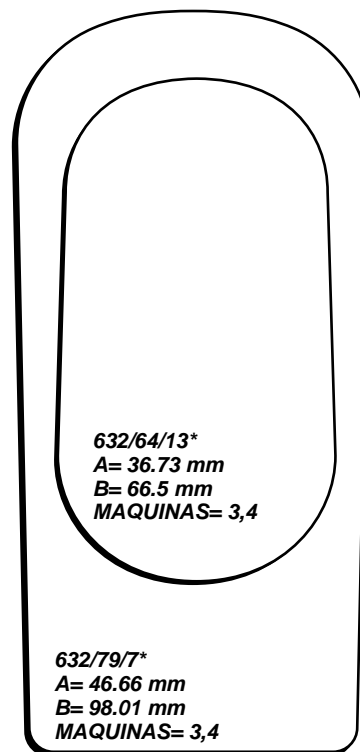
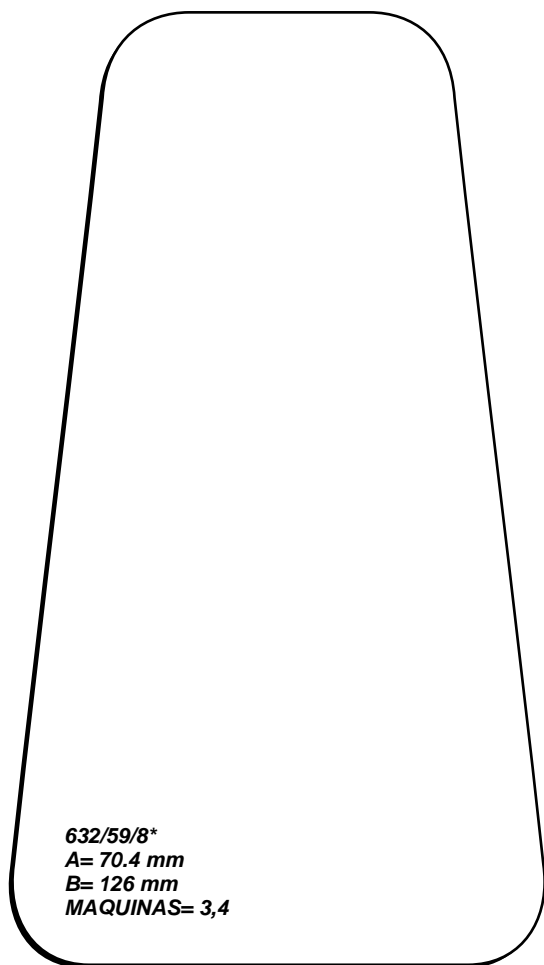




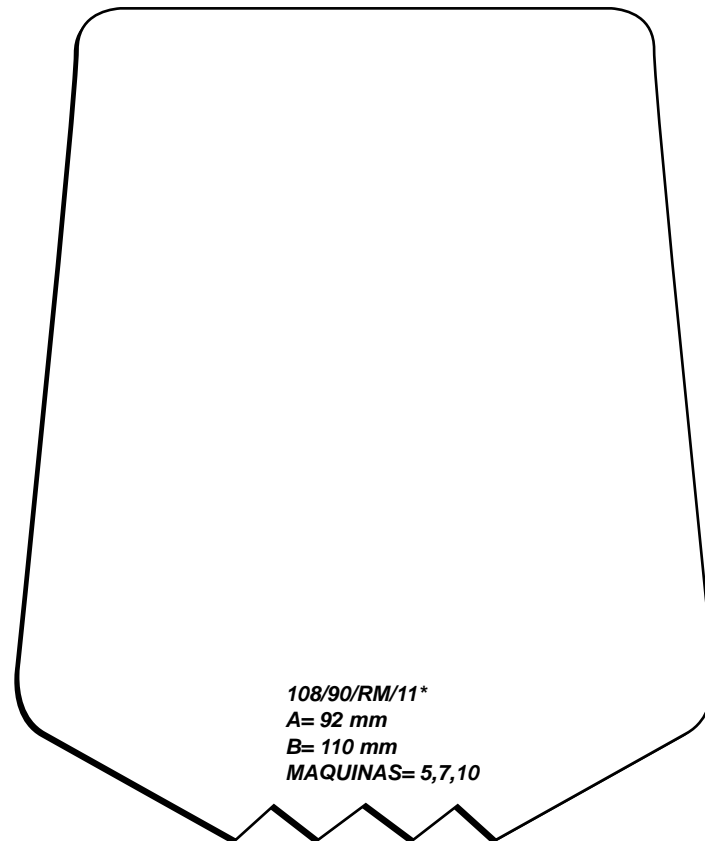



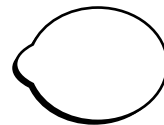
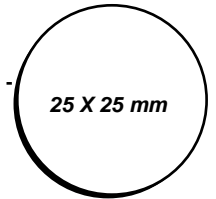
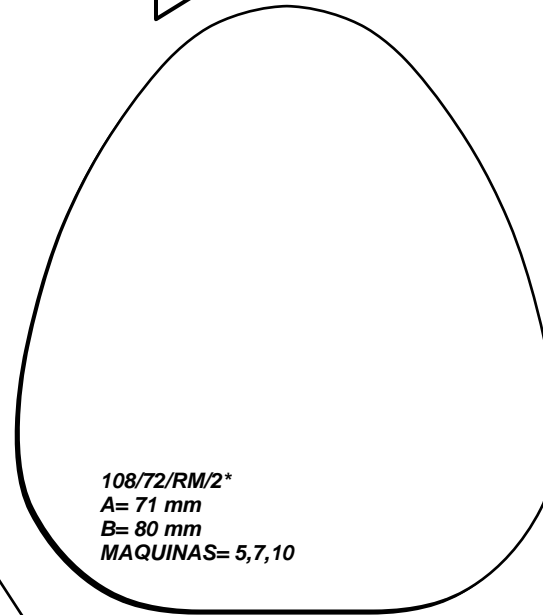

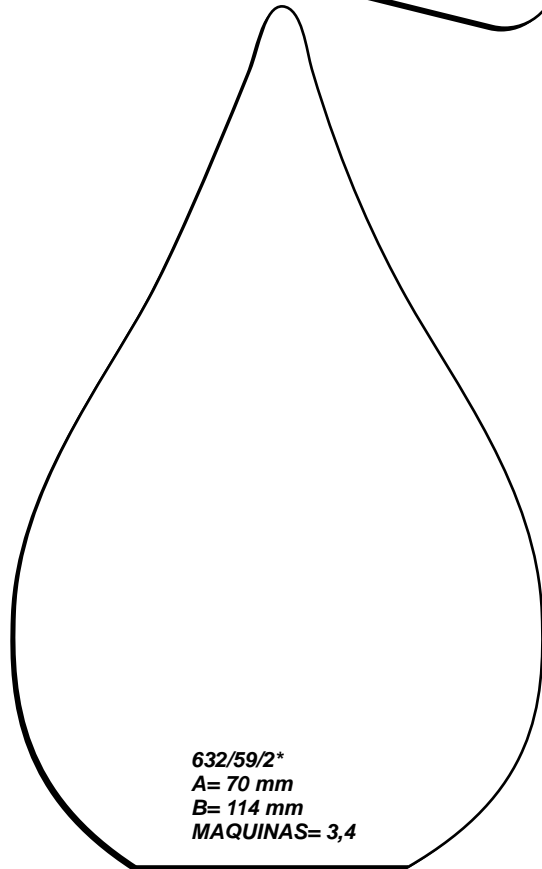
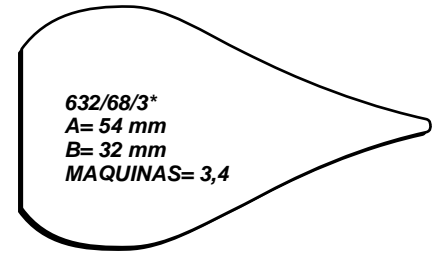
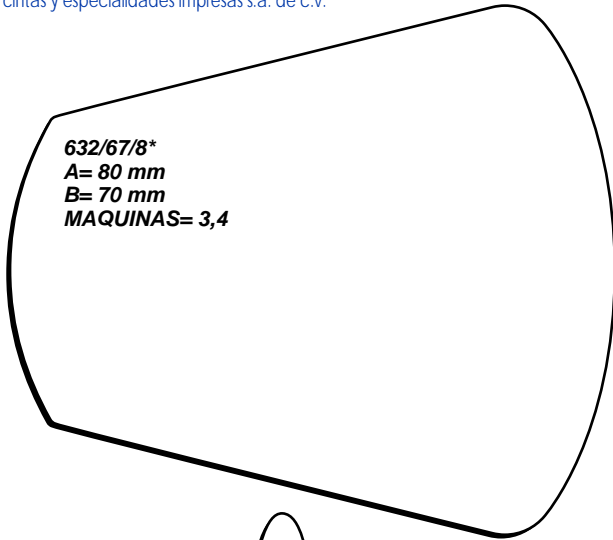




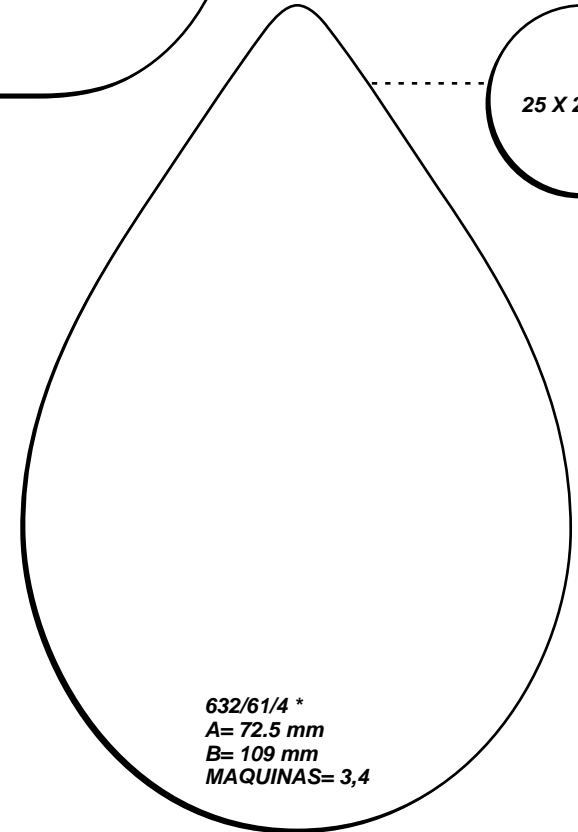








632/56/4\*  
A= 20 mm  
B= 15 mm  
MAQUINAS= 3,4





**108/76/RM//3\***  
A= 237.5 mm  
B= 24.078 mm  
MAQUINAS= 5,10

**108/78/3\***  
A= 120.7 mm  
B= 73 mm  
MAQUINAS= 7,8,10

**632/60/4\***  
A= 72.48 mm  
B= 100.49 mm  
MAQUINAS= 3,4

**108/53/2\***  
A= 32 mm  
B= 141.8 mm  
MAQUINAS= 7,8

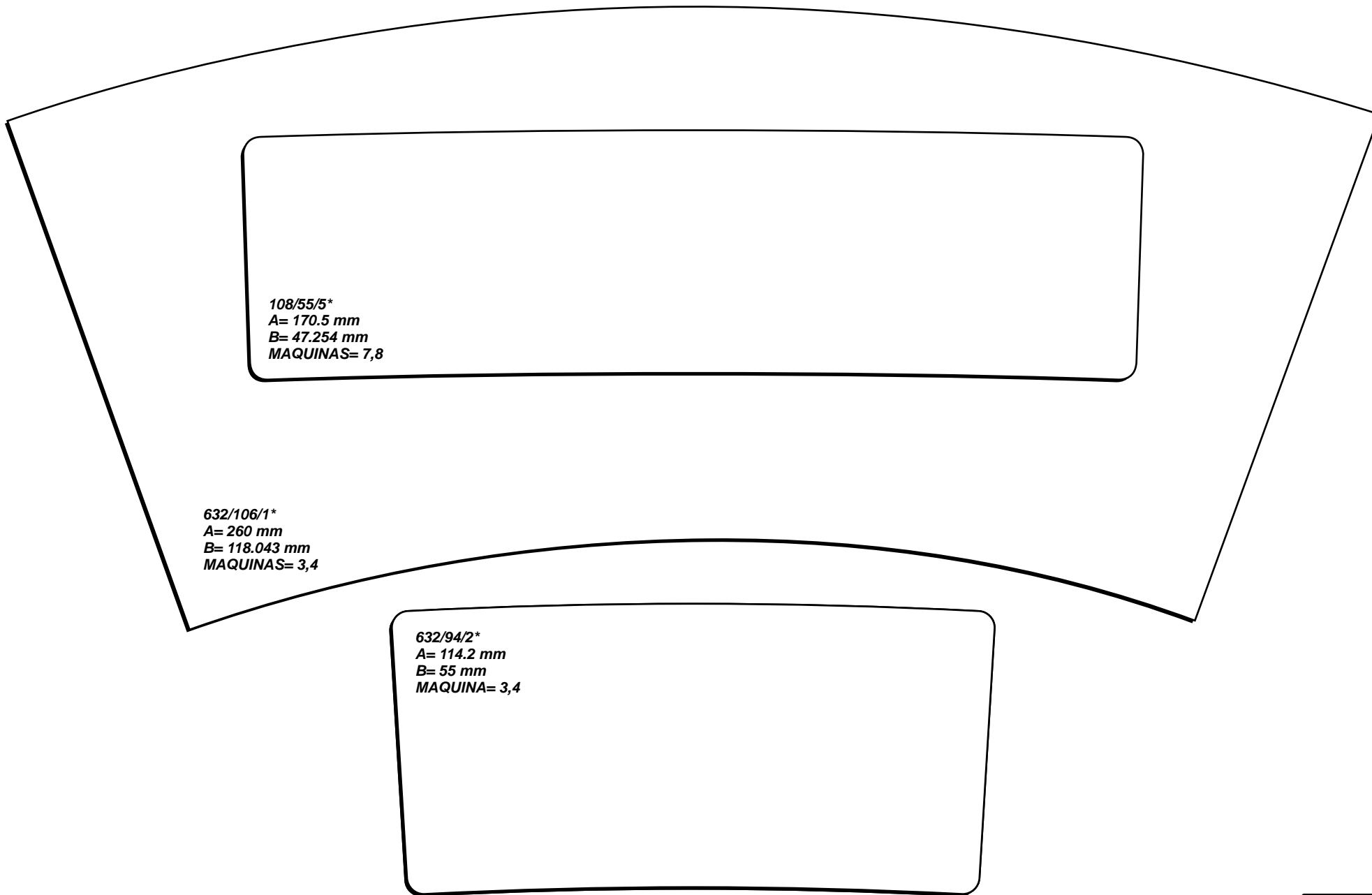
**108/68/3\***  
A= 104.95 mm  
B= 71.77 mm  
MAQUINAS= 7,8,10

**632/94/1\***  
A= 114.20 mm  
B= 46.43 mm  
MAQUINAS= 3,4



108/64/RM/10\*  
A= 98 mm  
B= 34 mm  
MAQUINAS= 5,7,10

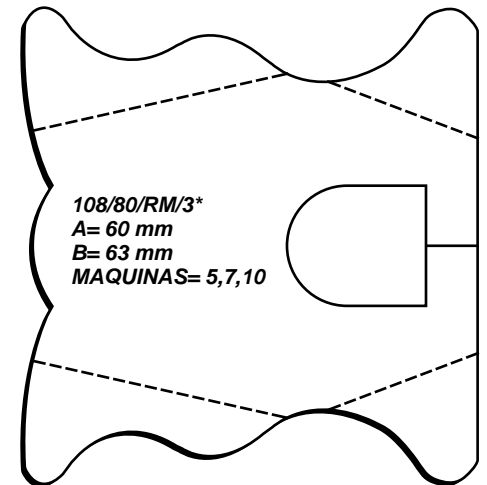
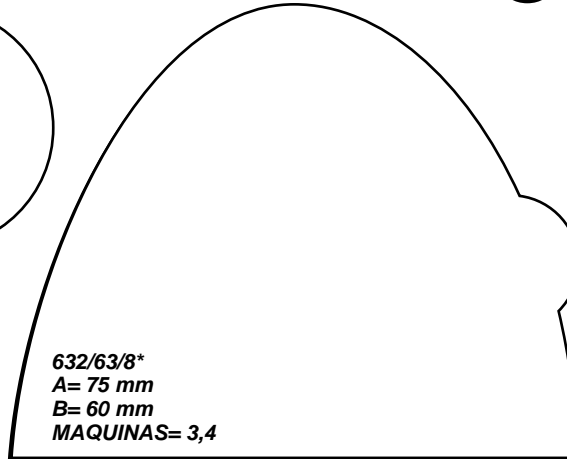




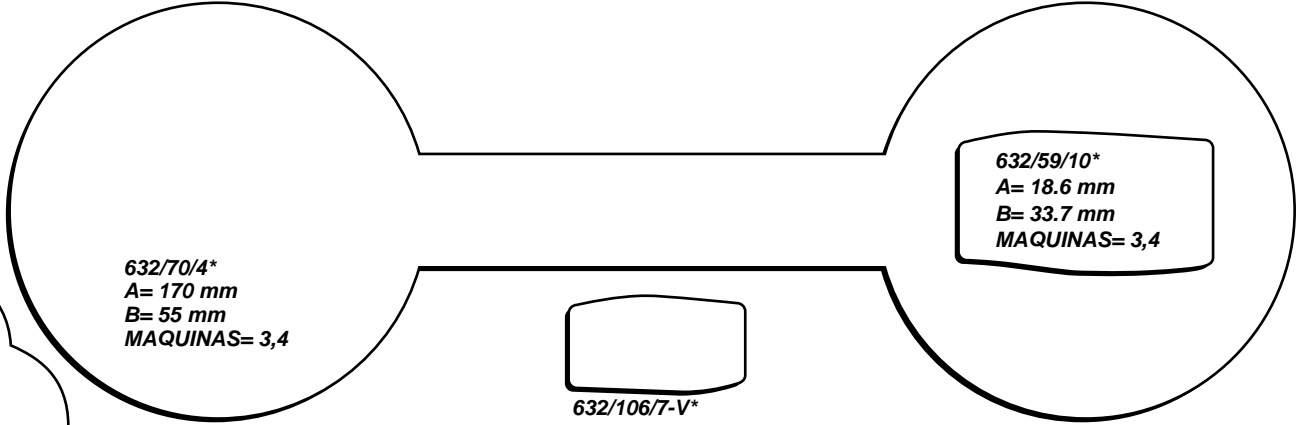
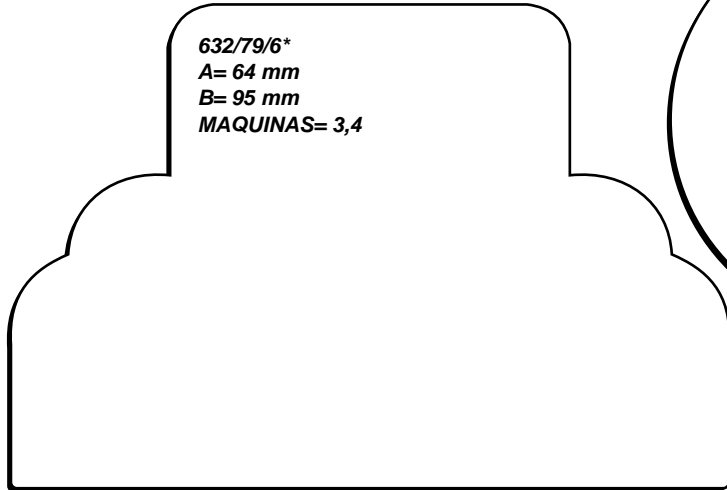
632/74/2\*  
A= 182 mm  
B= 125 mm  
MAQUINAS= 3,4

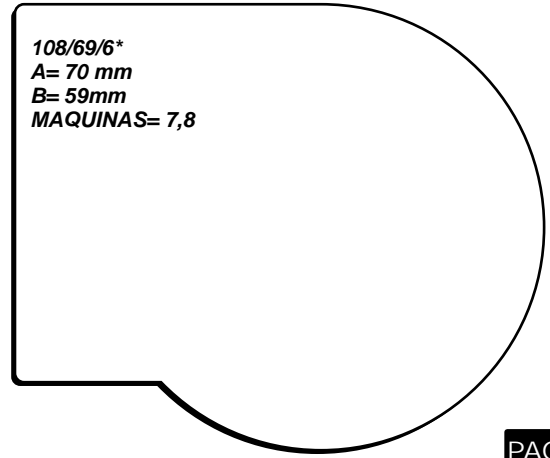
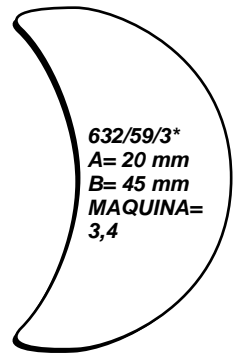
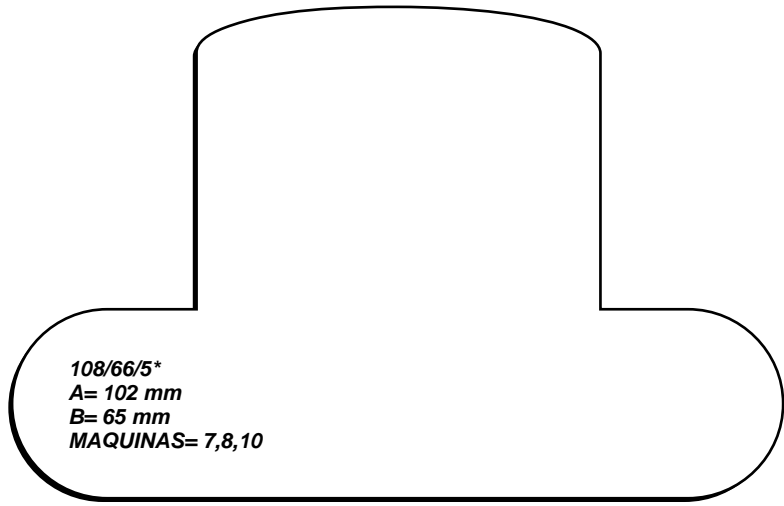
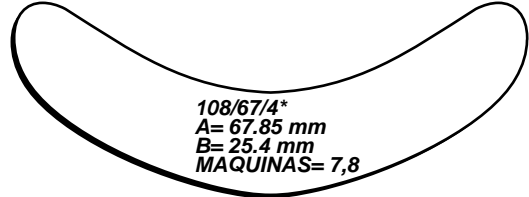
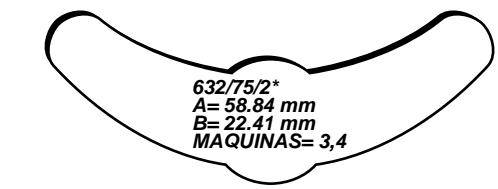
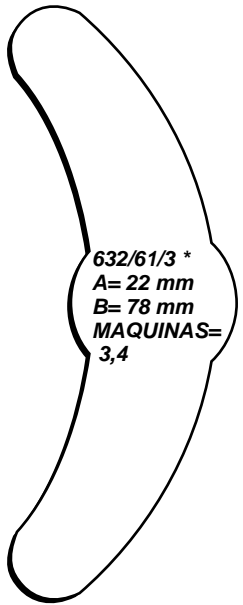
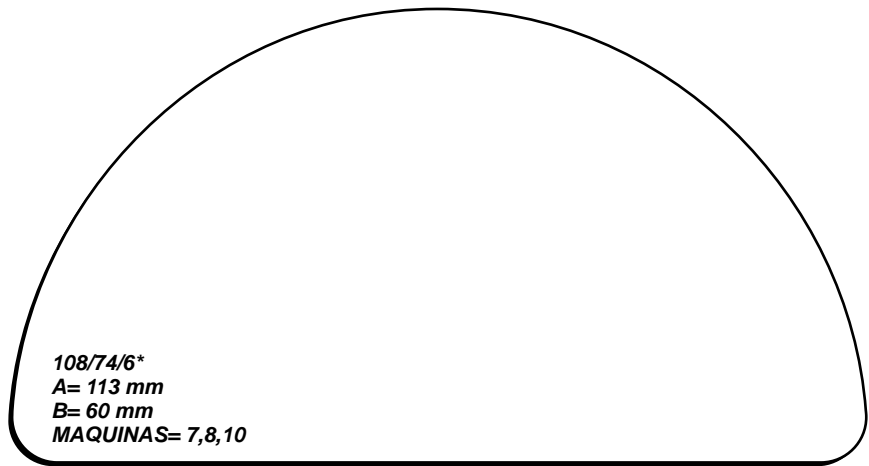
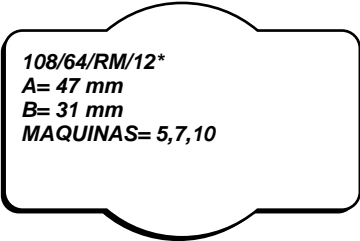
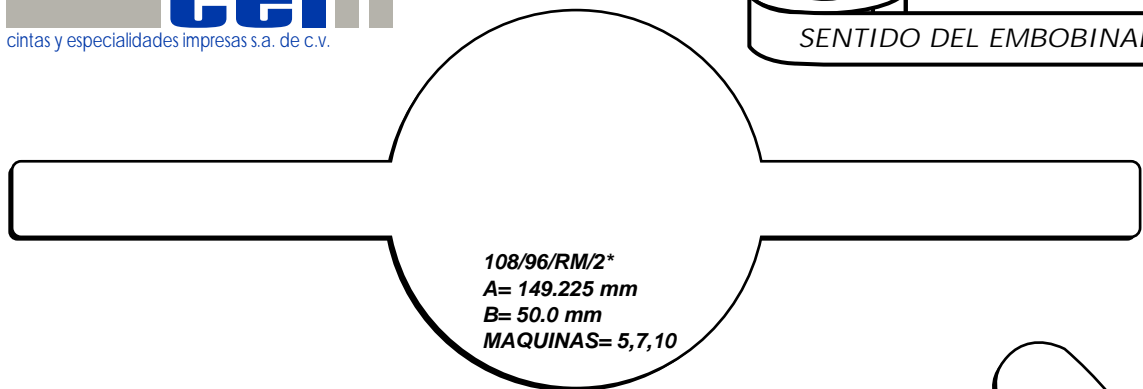




108/104/1\*  
A= 327 mm  
B= 165 mm  
MAQUINAS= 7,8,10

IMPRESO EN REDUCCION AL 75%





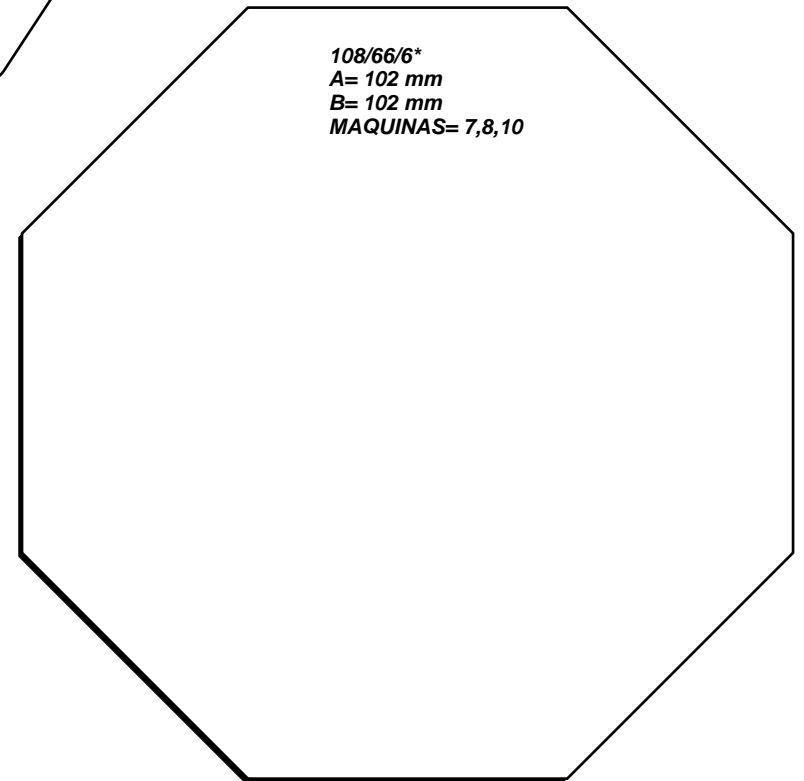
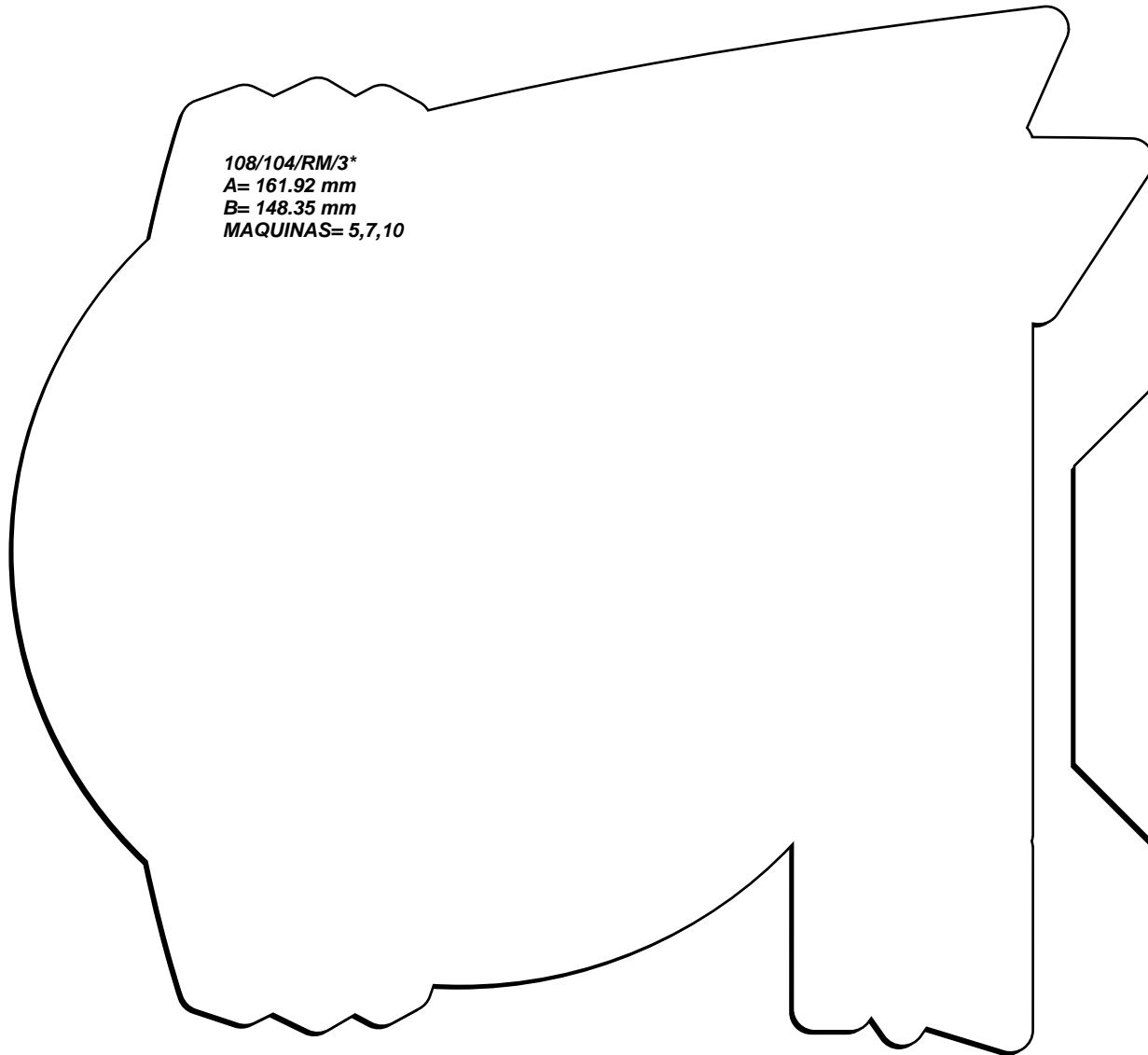




108/90/3\*  
A= 139.7 mm  
B= 71.8 mm  
MAQUINAS= 7,8,10

632/61/7\*  
A= 149 mm  
B= 127 mm  
MAQUINAS= 3,4

108/77/2\*  
A= 241.3 mm  
B= 64.29 mm  
MAQUINAS= 7,8





**632/71/8\***  
A= 174 mm  
B= 130 mm  
MAQUINAS= 3,4

**108/77/4 \***  
A= 78.3 mm  
B= 60 mm  
MAQUINAS= 7,8

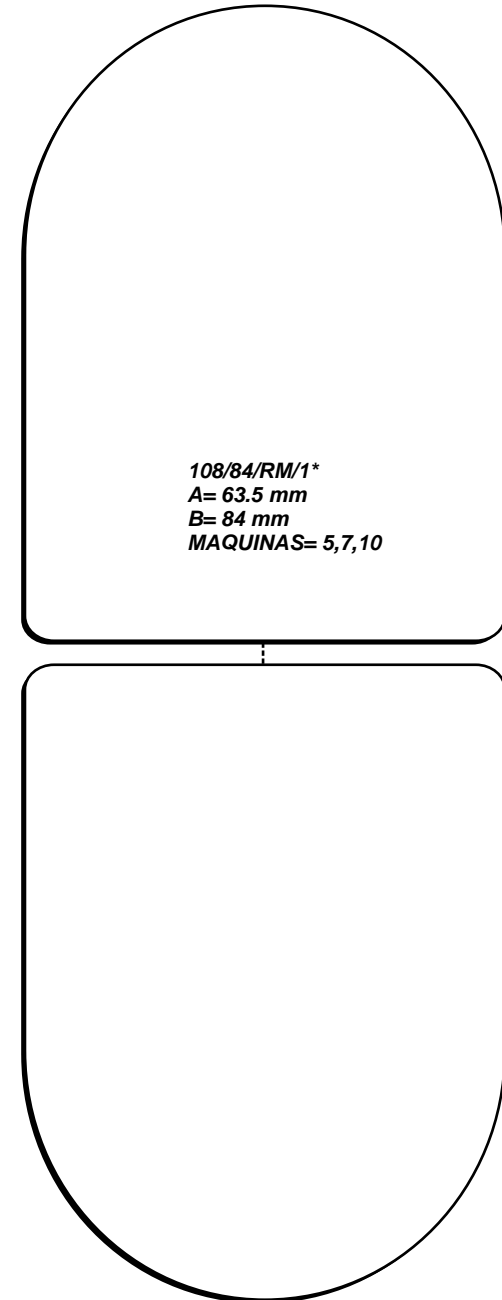
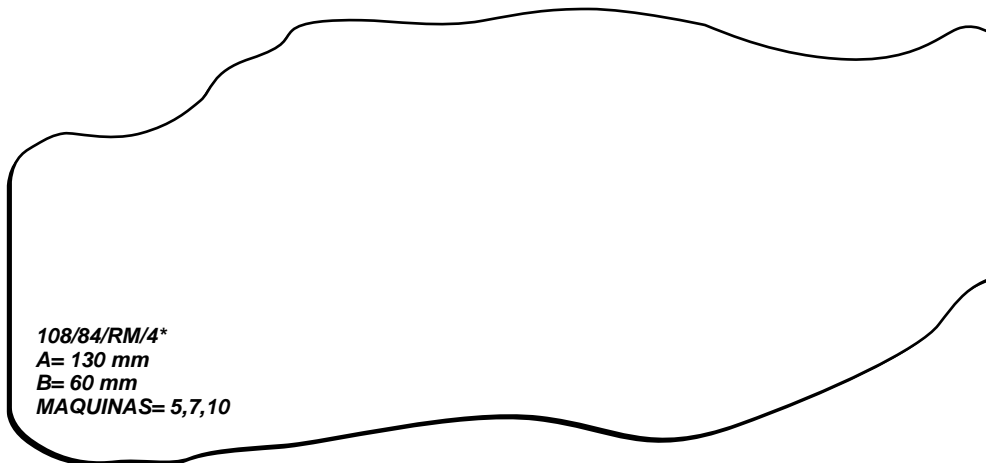
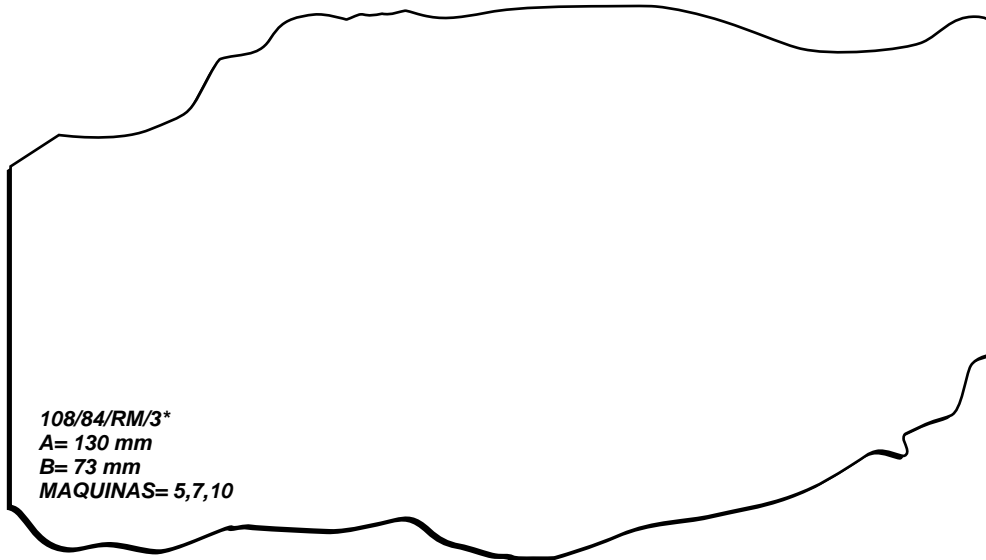
**732/61/1\***  
A= 48 mm  
B= 45 mm  
MAQUINAS= 3,4

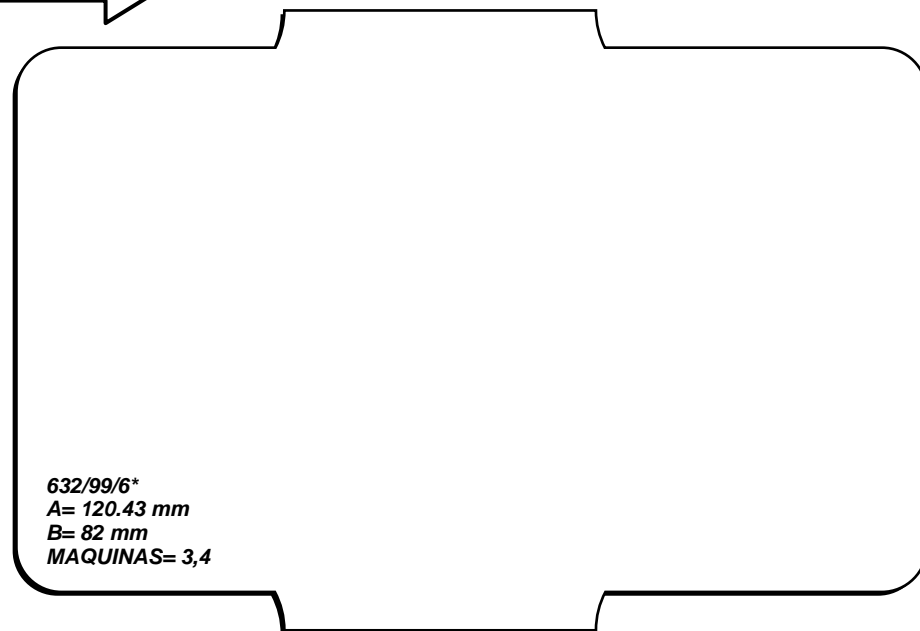


**108/50/2\***  
A= 49.75 mm  
B= 50 mm  
MAQUINAS= 7,8

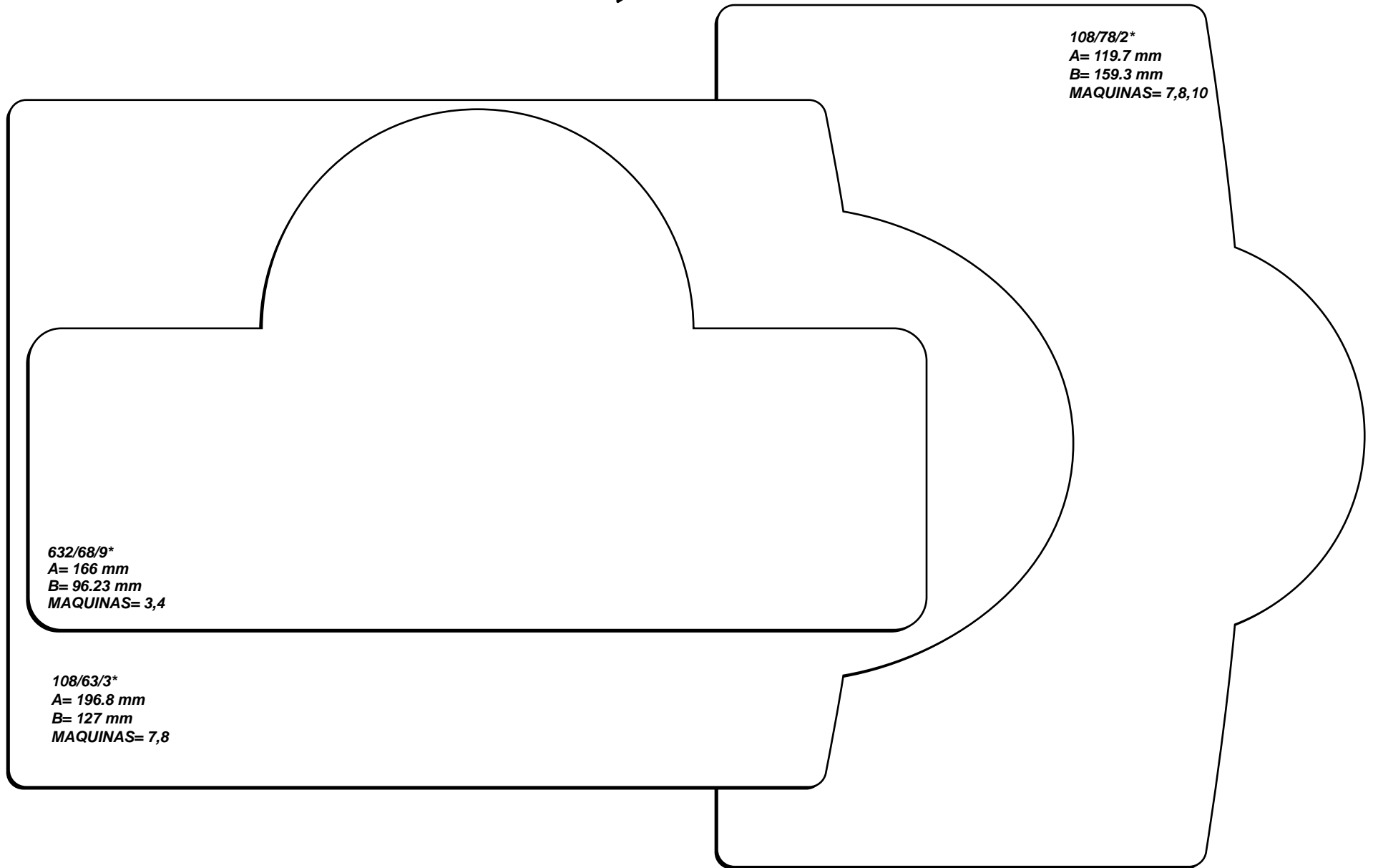
**632/82/2\***  
A= 99.4 mm  
B= 34.3 mm  
MAQUINAS= 3,4

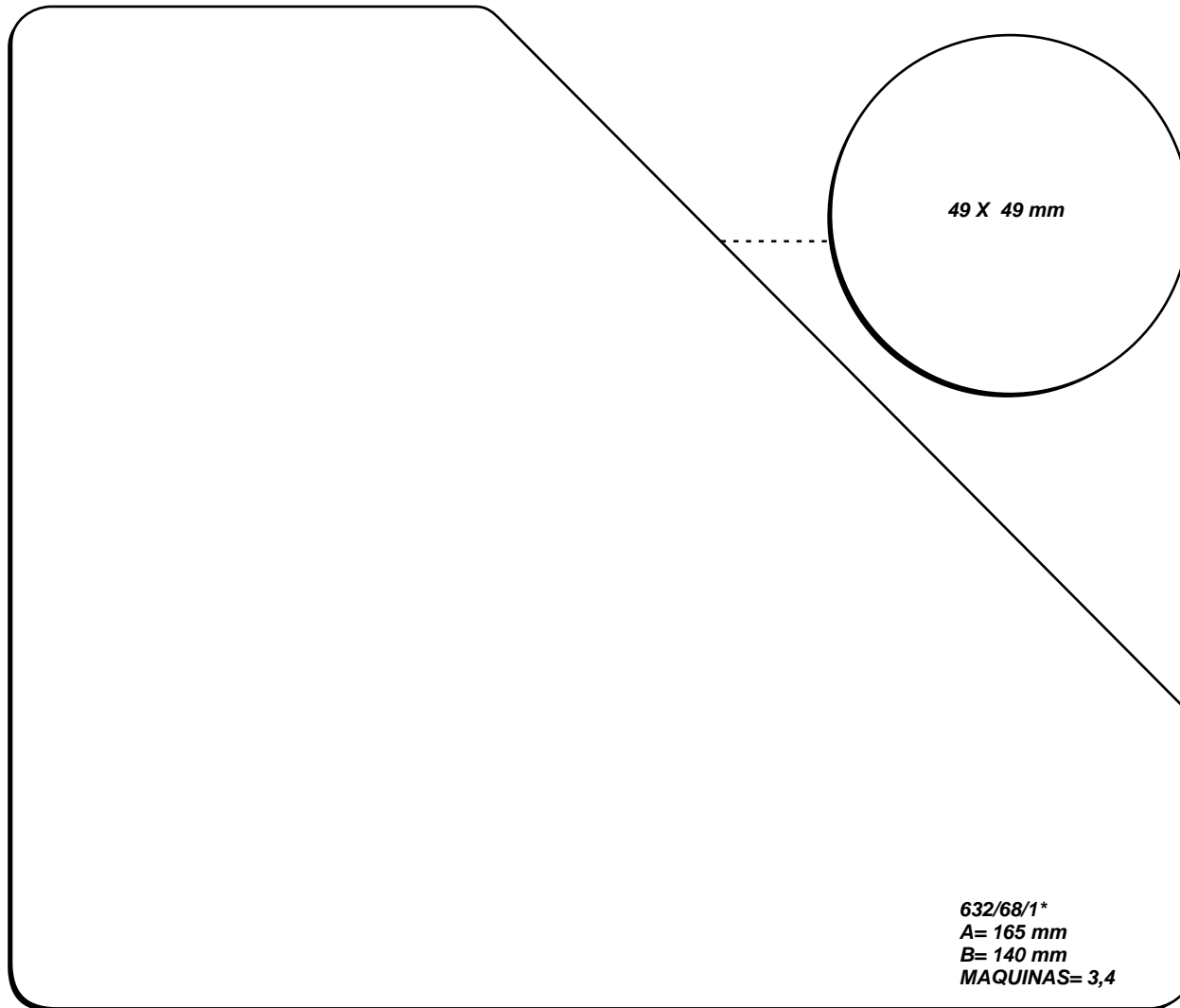
**732/61/2\***  
A= 52.8 mm  
B= 34.3 mm  
MAQUINAS= 3,4

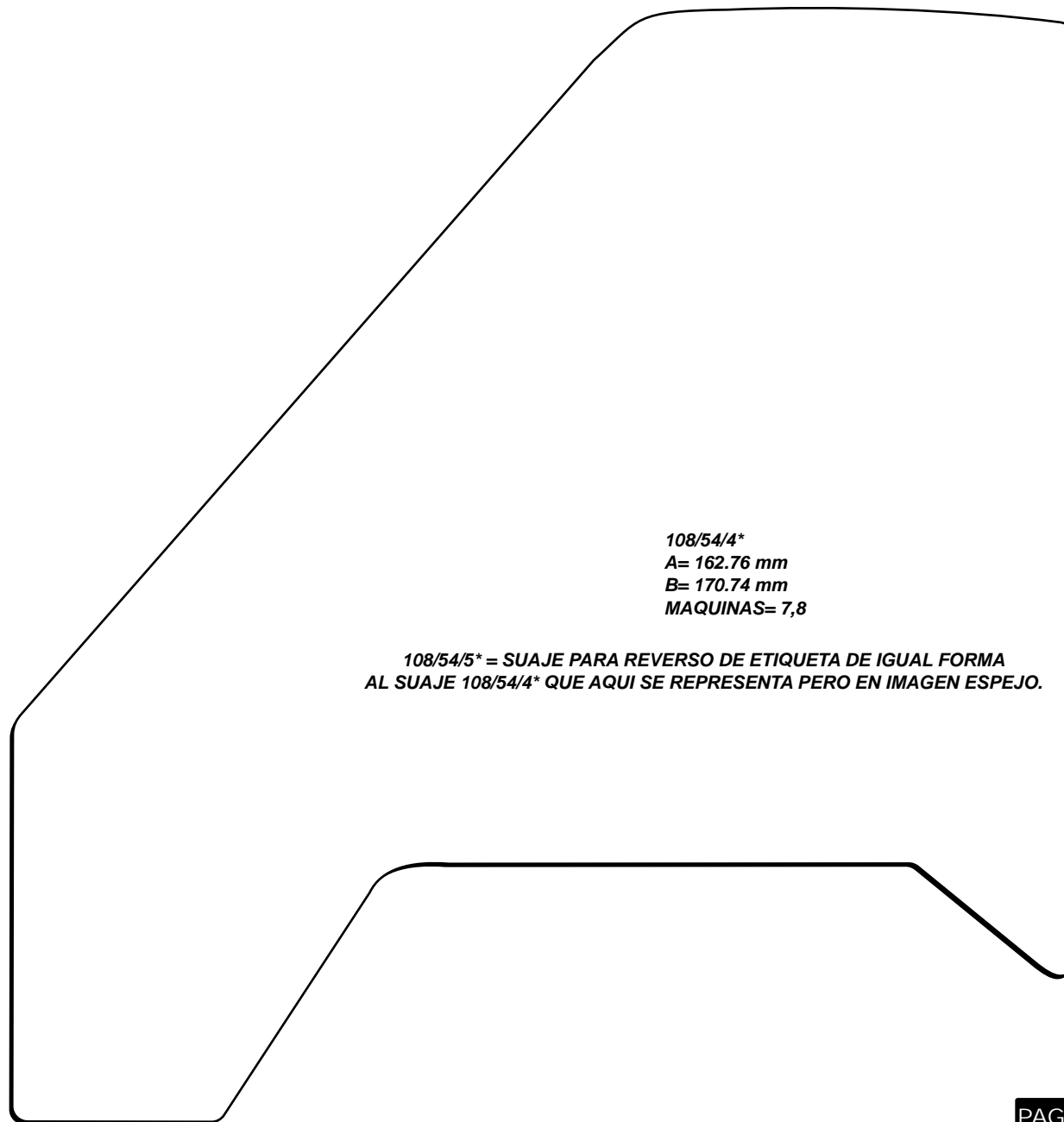
**108/90/RM/2\***  
A= 92 mm  
B= 53 mm  
MAQUINAS= 5,7,10  
CORTE A RESPALDO DE 2.4 MIL



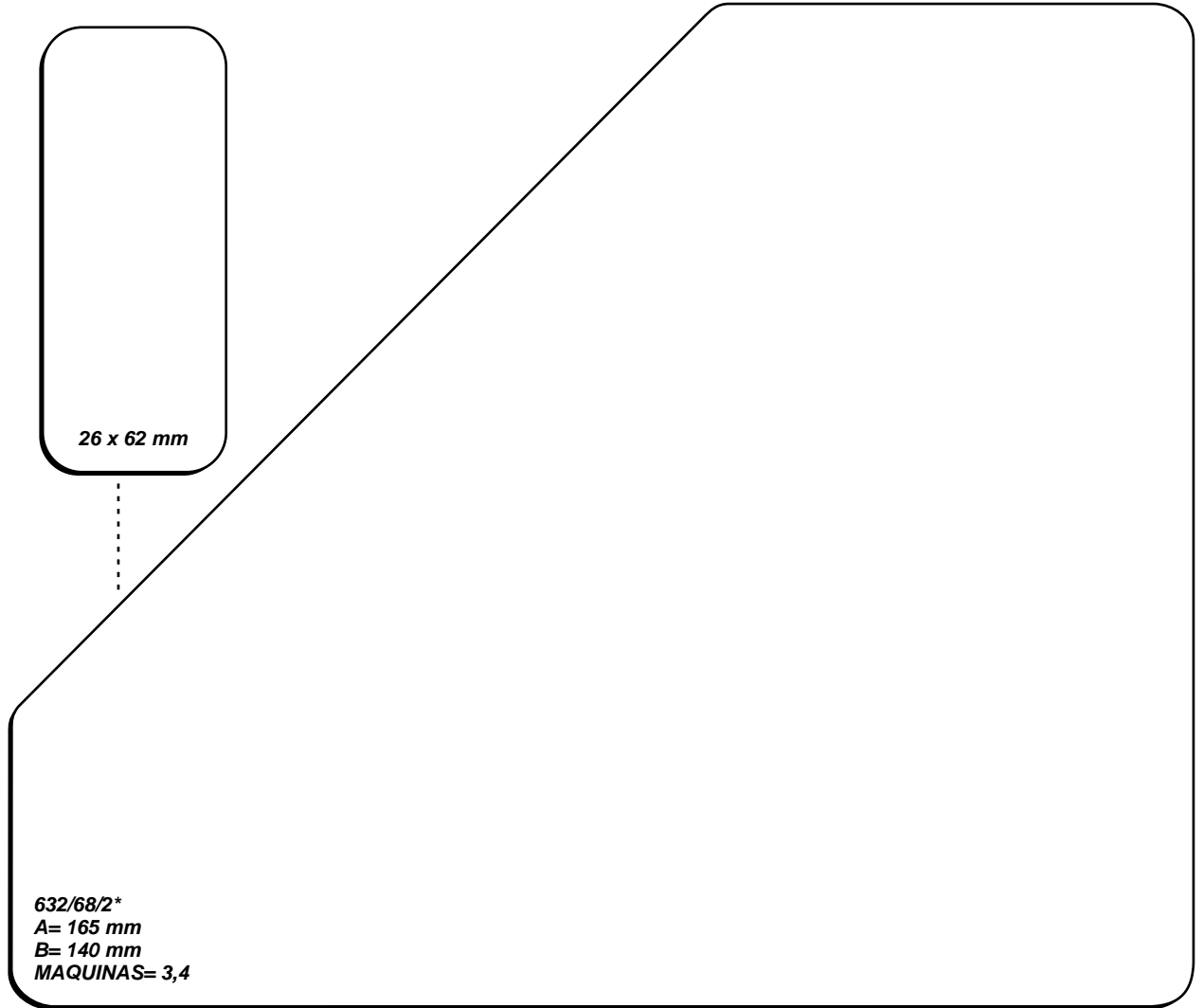
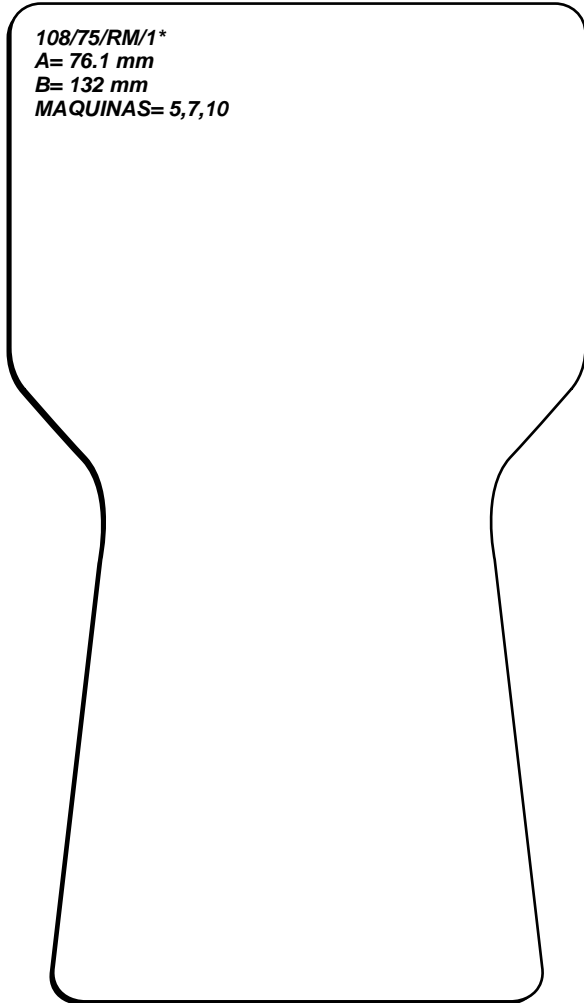








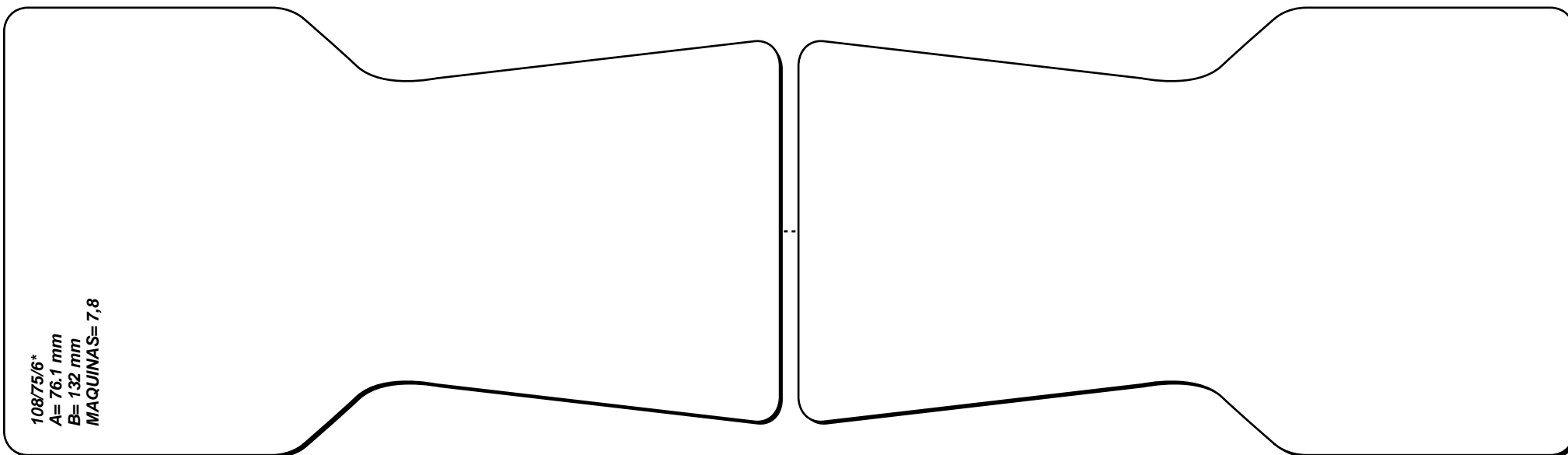
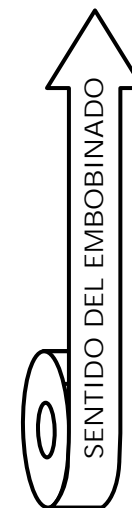
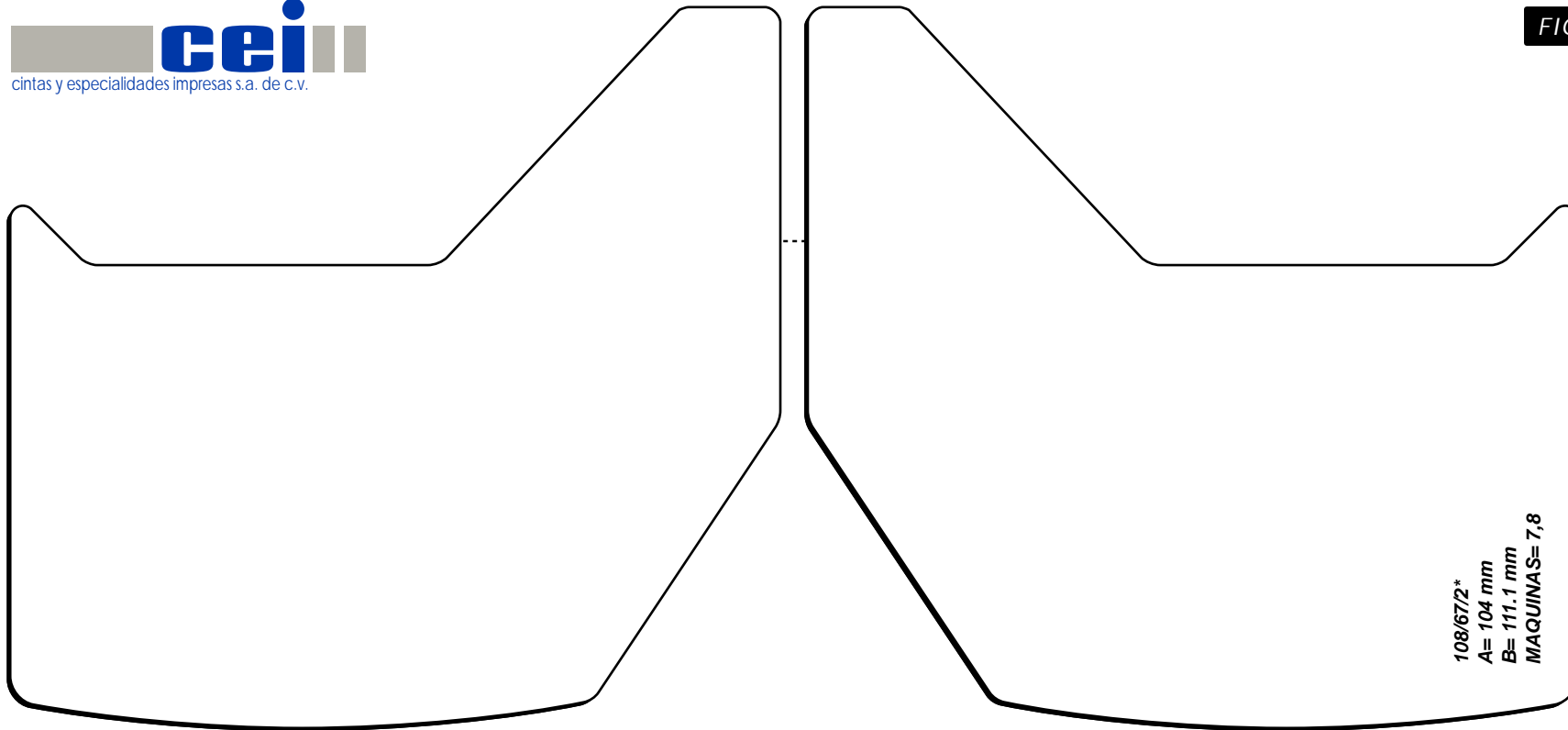


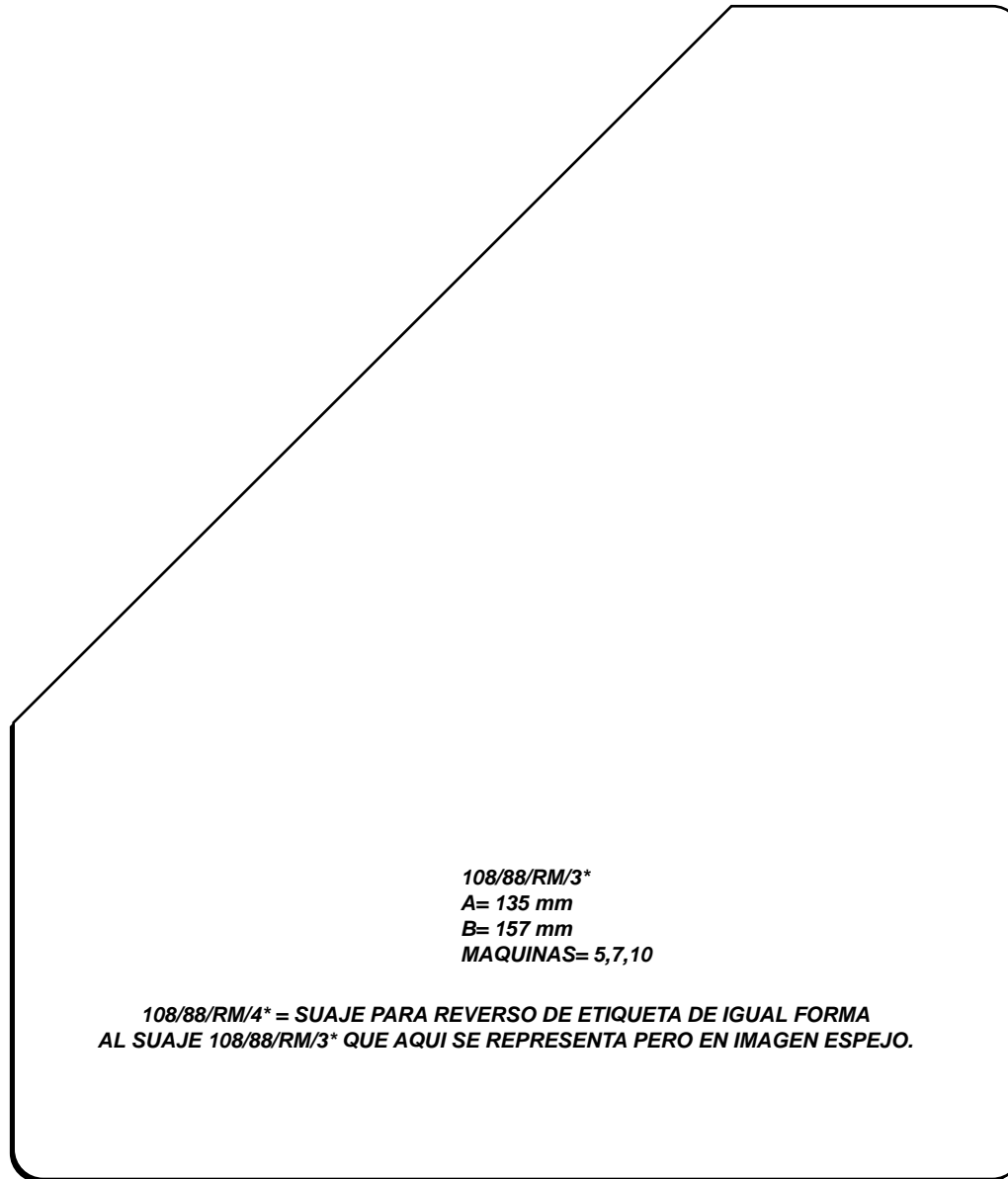


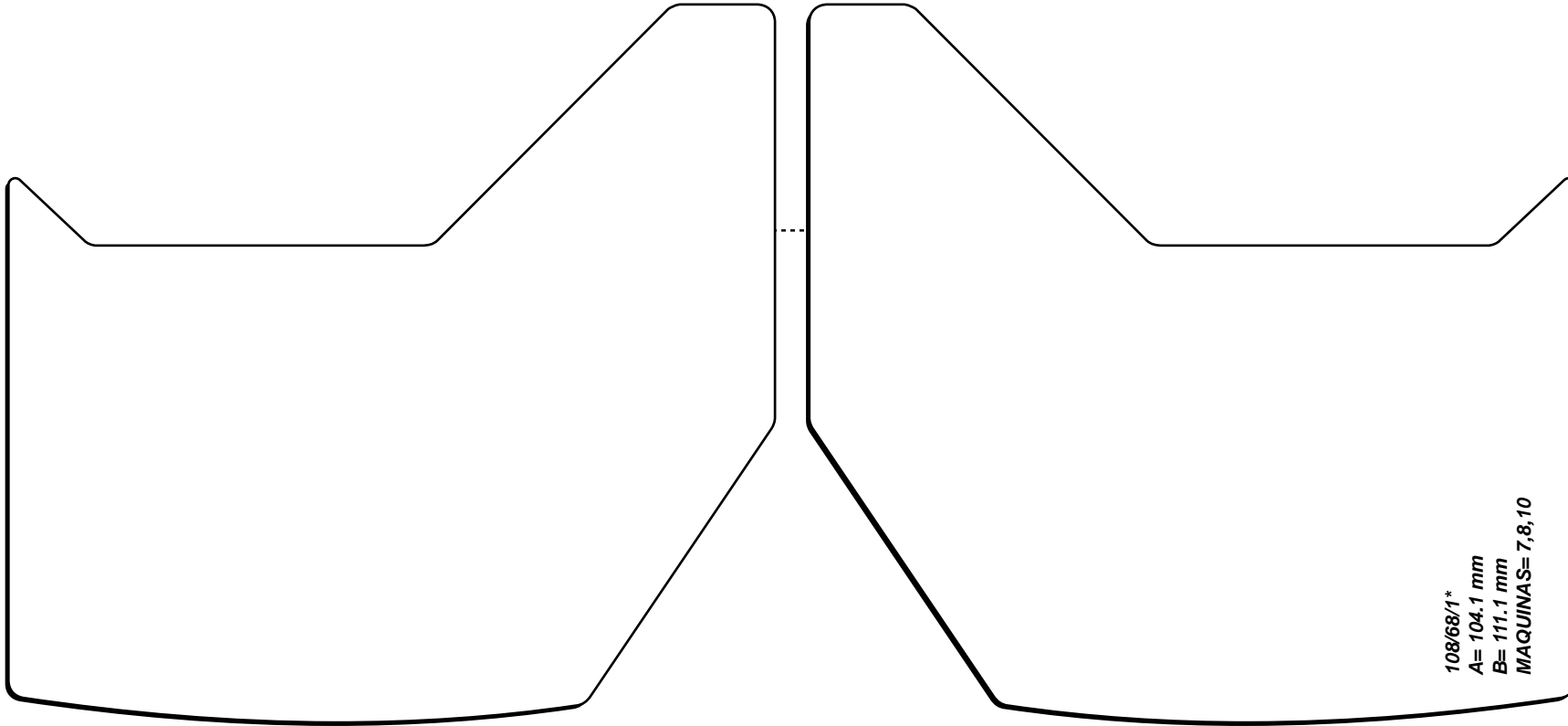



SUAJE DE 2 CAVIDADES  
IMAGEN ESPEJO UNA DE LA OTRA  
PARA FRENTE Y REVERSO

832/117/2\*  
A= 142.7 mm  
B= 175 mm  
MAQUINAS= 3,4



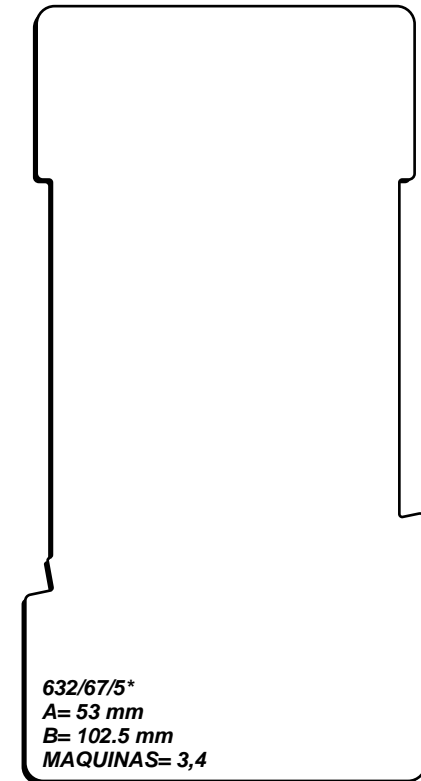







632/127/1\*  
A= 314.1 mm  
B= 140 mm  
MAQUINAS= 3,4

**IMPRESO EN REDUCCION AL 75%**

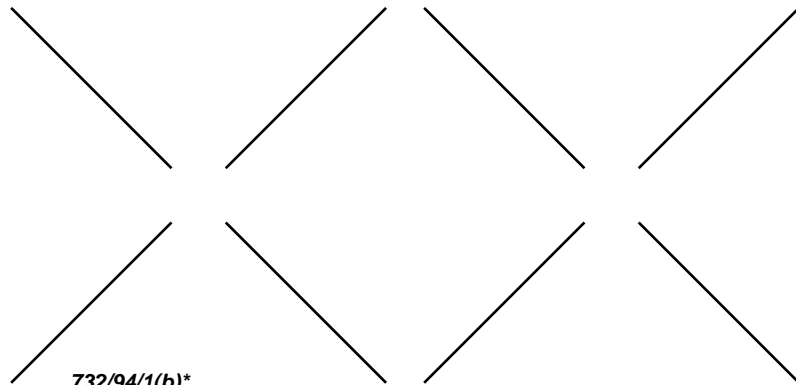




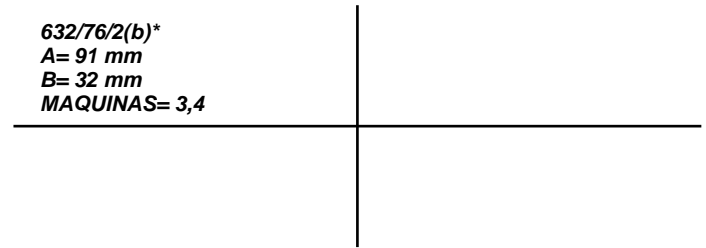
**IMPRESO EN REDUCCION AL 90%**

108/76/RM/2\*  
A= 235 mm  
B= 190 mm  
MAQUINAS= 5,10





**732/94/1(b)\***  
**A= 104.23 mm**  
**B= 49.60 mm**  
**MAQUINAS= 3,4**



**632/76/2(b)\***  
**A= 91 mm**  
**B= 32 mm**  
**MAQUINAS= 3,4**